

Rugby to Coventry, Birmingham and Wolverhampton

Mondays to Fridays

Operator Days of operation/Notes 1st Class/Reservations/Bus Catering facilities	VT A 1 1 1 1 1 1	LM B	LM C	XC D 1 1 1	LM	VT E 1 1 1 1 1 1	LM	LM	AW F	LM C	XC D 1 1 1 1 1 1	LM B	LM G	LM	LM	LM C	XC D 1 1 1 1 1 1
London Euston (EUS)	d																
Watford Junction (WFJ)	d																
Milton Keynes Central (MKC)	d																
Northampton (NMP)	d							0515							0542		
Rugby (RUG)	d							0537							0605		
Coventry (COV)	d				0533			0548							0615		
Canley (CNL)	d							0551							0618		
Tile Hill (THL)	d							0555							0622		
Berkswell (BKW)	d							0558							0626		
Hampton-in-Arden (HIA)	d							0603							0630		
Birmingham International (BHI)	a				0542			0606							0633		
Birmingham International (BHI)	d				0542			0606						0621	0634		
Marston Green (MGN)	d				0546									0624			
Lea Hall (LEH)	d				0549									0628			
Stechford (SCF)	d				0552									0631			
Adderley Park (ADD)	d				0557									0634			
Birmingham New Street (BHM)	a				0601			0615						0643	0646		
Birmingham New Street (BHM)	d	0530	0534	0549	0601		0605	0611		0622	0626	0630	0634	0641		0652	0701
Smethwick Rolfe Street (SMR)	d							0617						0647			
Smethwick Galton Bridge (SGB)	d		0541	0556				0620					0641	0650		0659	
Sandwell & Dudley (SAD)	d					0617c		0623		0630				0653			
Dudley Port (DDP)	d							0627						0657			
Tipton (TIP)	d							0629						0659			
Coseley (CSY)	d							0632						0702			
Tame Bridge Parkway (TAB)	d									0641							
Wolverhampton (WVH)	a	0547	0553	0607	0617		0629	0637		0641	0657	0647	0653	0707		0710	0717

Operator Days of operation/Notes 1st Class/Reservations/Bus Catering facilities	LM B	VT H 1 1 1 1 1 1	LM J	LM K	LM	AW A	XC D 1 1 1 1 1 1	LM C	LM B	LM J	LM G	LM	VT B 1 1 1 1 1 1	LM C	LM B	XC L 1 1 1 1 1 1	VT E 1 1 1 1 1 1
London Euston (EUS)	d												0616				0633
Watford Junction (WFJ)	d												0631u				0705
Milton Keynes Central (MKC)	d												0652				
Northampton (NMP)	d				0606							0642					
Rugby (RUG)	d				0634							0705	0715				
Coventry (COV)	d				0645							0715	0727			0730	0735
Canley (CNL)	d				0648							0718					
Tile Hill (THL)	d				0652							0722					
Berkswell (BKW)	d				0655							0725					
Hampton-in-Arden (HIA)	d				0700							0730					
Birmingham International (BHI)	a				0703							0733	0736			0739	0744
Birmingham International (BHI)	d			0651	0704	0708				0721		0734	0738			0741	0746
Marston Green (MGN)	d			0654						0724							
Lea Hall (LEH)	d			0658						0728							
Stechford (SCF)	d			0701						0731							
Adderley Park (ADD)	d			0704						0734							
Birmingham New Street (BHM)	a			0711	0714	0720				0740		0744	0748			0751	0800
Birmingham New Street (BHM)	d	0704	0707		0711	0722	0726	0729	0734		0741			0752	0757	0801	0807
Smethwick Rolfe Street (SMR)	d				0717						0747						
Smethwick Galton Bridge (SGB)	d				0720				0741		0750			0759			
Sandwell & Dudley (SAD)	d		0717		0723	0730					0753						0816
Dudley Port (DDP)	d				0727						0757						
Tipton (TIP)	d				0729						0759						
Coseley (CSY)	d	0716			0732						0802						
Tame Bridge Parkway (TAB)	d							0744									
Wolverhampton (WVH)	a	0722	0729		0737	0740	0744	0758	0753		0807			0812	0822	0817	0828








For the complete service between London and Rugby see table 067






NOTES (see introductory pages for explanation of train operator codes and standard symbols)

- a Arrival time
- d Departure time
- u Stops to pick up only
- c Arrives 4 minutes earlier
- A To Holyhead
- B To Liverpool Lime Street
- C To Shrewsbury
- D To Manchester Piccadilly
- E To Edinburgh
- F To Aberystwyth
- G From Walsall
- H To Glasgow Central
- J To Rugeley Trent Valley
- K From Rugeley Trent Valley
- L From Southampton Central to Manchester Piccadilly

Rugby to Coventry, Birmingham and Wolverhampton

Mondays to Fridays

Operator Days of operation/Notes 1st Class/Reservations/Bus Catering facilities	LM J	LM G	LM	AW M	LM C	VT 1R X	XC N 1◇	LM B	LM J	LM G	LM	VT H 1R X	LM C	LM B	XC L 1◇	VT H 1R X	VT H 1R X
London Euston (EUS)  d			0535			0710					0621	0716				0738	
Watford Junction (WFJ) d			0555								0636	0731u					
Milton Keynes Central (MKC) d			0638								0707	0752					
Northampton (NMP) d			0711								0737						
Rugby (RUG) d			0734								0801	0814					
Coventry (COV) d			0745			0806					0812	0826			0830	0836	
Canley (CNL) d			0748								0815						
Tile Hill (THL) d			0752								0819						
Berkswell (BKW) d			0755								0823						
Hampton-in-Arden (HIA) d			0800								0827						
Birmingham International (BHI) a			0803			0815					0830	0836			0839	0845	
Birmingham International (BHI) d	0751		0803	0808		0816			0821		0831	0837			0841	0847	
Marston Green (MGN) d	0754		0807						0824								
Lea Hall (LEH) d	0758								0828								
Stechford (SCF) d	0801								0831								
Adderley Park (ADD) d									0834								
Birmingham New Street (BHM)  a	0808		0814	0820		0827			0839		0844	0848			0851	0856	
Birmingham New Street (BHM)  d		0811		0822	0826		0830	0834		0841		0907	0852	0857	0901		0907
Smethwick Rolfe Street (SMR) d		0817								0847							
Smethwick Galton Bridge (SGB)  d		0820						0841		0850			0859				
Sandwell & Dudley (SAD) d		0823		0831						0853							0917
Dudley Port (DDP) d		0827								0857							
Tipton (TIP) d		0829								0859							
Coseley (CSY) d		0832								0902							
Tame Bridge Parkway (TAB) d					0841												
Wolverhampton (WVH)  a		0837		0843	0857		0847	0853		0907			0910	0922	0917		0929






Operator Days of operation/Notes 1st Class/Reservations/Bus Catering facilities	LM J	LM G	LM	AW A	LM C	VT 1R X	XC N 1◇	LM B	LM J	LM G	LM	VT H 1R X	LM C	XC P 1◇	LM B	VT E 1R X	LM J
London Euston (EUS)  d						0810					0723	0816				0840	
Watford Junction (WFJ) d											0738	0831u					
Milton Keynes Central (MKC) d			0738								0808	0852					
Northampton (NMP) d			0810								0840						
Rugby (RUG) d			0834								0904	0915					
Coventry (COV) d			0845			0906					0915	0927		0930		0936	
Canley (CNL) d			0848								0918						
Tile Hill (THL) d			0852								0922						
Berkswell (BKW) d			0855								0925						
Hampton-in-Arden (HIA) d			0900								0930						
Birmingham International (BHI) a			0903			0914					0933	0936		0939		0945	
Birmingham International (BHI) d	0851		0904	0908		0916			0921		0934	0938		0941		0946	0951
Marston Green (MGN) d	0854								0924								0954
Lea Hall (LEH) d	0858								0928								0958
Stechford (SCF) d	0901								0931								1001
Adderley Park (ADD) d									0935								
Birmingham New Street (BHM)  a	0908		0914	0921		0927			0939		0945	0948		0951		0956	1008
Birmingham New Street (BHM)  d		0911		0922	0926		0930	0934		0941			0952	1001	1004	1007	
Smethwick Rolfe Street (SMR) d		0917								0947							
Smethwick Galton Bridge (SGB)  d		0920						0941		0950			0959				
Sandwell & Dudley (SAD) d		0923		0930						0953						1017	
Dudley Port (DDP) d		0927								0957							
Tipton (TIP) d		0929								0959							
Coseley (CSY) d		0932								1002					1016		
Tame Bridge Parkway (TAB) d					0941												
Wolverhampton (WVH)  a		0937		0940	0957		0947	0953		1007			1010	1017	1022	1029	






NOTES (see introductory pages for explanation of train operator codes and standard symbols)

- a Arrival time
 d Departure time
 u Stops to pick up only
 A To Holyhead
 B To Liverpool Lime Street
 C To Shrewsbury
 E To Edinburgh
 G From Walsall
 H To Glasgow Central
 J To Rugeley Trent Valley
 L From Southampton Central to Manchester Piccadilly
 M To Aberystwyth/Pwllheli
 N From Bristol Temple Meads to Manchester Piccadilly
 P From Bournemouth to Manchester Piccadilly

Rugby to Coventry, Birmingham and Wolverhampton

Mondays to Fridays

Operator Days of operation/Notes 1st Class/Reservations/Bus Catering facilities	LM G	LM	AW M	LM C	VT 1R 1R	XC N 1◇	LM B	LM J	LM G	LM	VT 1R 1R	LM C	XC P 1◇	LM B	VT H 1R	LM J	LM G
London Euston (EUS)  d		0756			0910					0823	0916				0936		
Watford Junction (WFJ) d										0838	0931u						
Milton Keynes Central (MKC) d		0838								0908	0952						
Northampton (NMP) d		0910								0940							
Rugby (RUG) d		0934								1004	1015						
Coventry (COV) d		0945			1006					1015	1027		1030		1035		
Canley (CNL) d		0948								1018							
Tile Hill (THL) d		0952								1022							
Berkswell (BKW) d		0955								1025							
Hampton-in-Arden (HIA) d		1000								1030							
Birmingham International (BHI) a		1003			1015					1033	1036		1039		1044		
Birmingham International (BHI) d		1004	1008		1016			1021		1034	1038		1041		1044	1051	
Marston Green (MGN) d								1024								1054	
Lea Hall (LEH) d								1028								1058	
Stechford (SCF) d								1031								1101	
Adderley Park (ADD) d								1034									
Birmingham New Street (BHM)  a		1014	1020		1027			1039		1044	1048		1051		1055	1108	
Birmingham New Street (BHM)  d	1011		1022	1026		1030	1034		1041			1052	1101	1104	1107		1111
Smethwick Rolfe Street (SMR) d	1017								1047								1117
Smethwick Galton Bridge (SGB)  d	1020						1041		1050			1059					1120
Sandwell & Dudley (SAD) d	1023		1030						1053						1117		1123
Dudley Port (DDP) d	1027								1057								1127
Tipton (TIP) d	1029								1059								1129
Coseley (CSY) d	1032								1102					1116			1132
Tame Bridge Parkway (TAB) d				1041													
Wolverhampton (WVH)  a	1037		1041	1057		1047	1053		1107			1112	1117	1122	1129		1137






Operator Days of operation/Notes 1st Class/Reservations/Bus Catering facilities	LM	AW A	LM C	VT 1R 1R	XC N 1◇	LM B	LM J	LM G	LM	VT 1R 1R	LM C	XC P 1◇	LM B	VT E 1R	LM J	LM G	LM
London Euston (EUS)  d	0856			1010					0923	1016				1040			0956
Watford Junction (WFJ) d									0938	1030u							1038
Milton Keynes Central (MKC) d	0938								1008	1052							1110
Northampton (NMP) d	1010								1040								1134
Rugby (RUG) d	1034								1104	1115							1145
Coventry (COV) d	1045		1106						1115	1127		1130		1136			1148
Canley (CNL) d	1048								1118								1152
Tile Hill (THL) d	1052								1122								1155
Berkswell (BKW) d	1055								1125								1200
Hampton-in-Arden (HIA) d	1100								1130								1203
Birmingham International (BHI) a	1103		1115						1133	1136		1139		1145			1204
Birmingham International (BHI) d	1104	1108		1116		1121		1134	1138		1141		1147	1151			1211
Marston Green (MGN) d						1124								1154			1217
Lea Hall (LEH) d						1128								1158			1220
Stechford (SCF) d						1131								1201			1223
Adderley Park (ADD) d						1134											1227
Birmingham New Street (BHM)  a	1114	1120		1127		1139		1144	1148		1151		1157	1208			1232
Birmingham New Street (BHM)  d		1122	1126		1130	1134		1141		1152	1201	1204	1207				1237
Smethwick Rolfe Street (SMR) d								1147									1229
Smethwick Galton Bridge (SGB)  d						1141		1150		1159							1232
Sandwell & Dudley (SAD) d		1130						1153					1217				1237
Dudley Port (DDP) d								1157									1232
Tipton (TIP) d								1159									1237
Coseley (CSY) d								1202				1216					1237
Tame Bridge Parkway (TAB) d			1141														
Wolverhampton (WVH)  a		1140	1157		1147	1153		1207		1210	1217	1222	1229			1237	






NOTES (see introductory pages for explanation of train operator codes and standard symbols)

- a Arrival time
 d Departure time
 u Stops to pick up only
 A To Holyhead
 B To Liverpool Lime Street
 C To Shrewsbury
 E To Edinburgh
 G From Walsall
 H To Glasgow Central
 J To Rugeley Trent Valley
 M To Aberystwyth/Pwllheli
 N From Bristol Temple Meads to Manchester Piccadilly
 P From Bournemouth to Manchester Piccadilly

Rugby to Coventry, Birmingham and Wolverhampton

Mondays to Fridays

Operator Days of operation/Notes 1st Class/Reservations/Bus Catering facilities	AW C	LM C	VT C	XC N C	LM B	LM J	LM G	LM	VT C	LM C	XC P C	LM B	VT H C	LM J	LM G	LM	AW A
London Euston (EUS)  d			1110					1023	1116				1140			1056	
Watford Junction (WFJ) d								1038	1131u								
Milton Keynes Central (MKC) d								1108	1152							1138	
Northampton (NMP) d								1140								1210	
Rugby (RUG) d								1204	1215							1234	
Coventry (COV) d			1206					1215	1227		1230		1236			1245	
Canley (CNL) d								1218								1248	
Tile Hill (THL) d								1222								1252	
Berkswell (BKW) d								1225								1255	
Hampton-in-Arden (HIA) d								1230								1300	
Birmingham International (BHI) a			1216					1233	1236		1239		1245			1303	
Birmingham International (BHI) d	1208		1216			1221		1234	1238		1241		1246	1251		1304	1308
Marston Green (MGN) d						1224								1254			
Lea Hall (LEH) d						1228								1258			
Stechford (SCF) d						1231								1301			
Adderley Park (ADD) d						1234											
Birmingham New Street (BHM)  a	1220		1227			1239		1245	1248		1251		1256	1308		1314	1320
Birmingham New Street (BHM)  d	1222	1226		1230	1234		1241			1252	1301	1304	1307		1311		1323
Smethwick Rolfe Street (SMR) d							1247								1317		
Smethwick Galton Bridge (SGB)  d					1241		1250			1259					1320		
Sandwell & Dudley (SAD) d	1230						1253						1317		1323		1331
Dudley Port (DDP) d							1257								1327		
Tipton (TIP) d							1259								1329		
Coseley (CSY) d							1302					1316			1332		
Tame Bridge Parkway (TAB) d		1241															
Wolverhampton (WVH)  a	1241	1257		1247	1253		1307			1310	1317	1322	1329		1337		1341

Operator Days of operation/Notes 1st Class/Reservations/Bus Catering facilities	LM C	VT C	XC Q C	LM B	LM J	LM G	LM	VT C	LM C	XC P C	LM B	VT E C	LM J	LM G	LM	AW M	LM C
London Euston (EUS)  d		1210					1119	1216				1240			1156		
Watford Junction (WFJ) d							1138	1231u									
Milton Keynes Central (MKC) d							1208	1252							1238		
Northampton (NMP) d							1240								1310		
Rugby (RUG) d							1304	1315							1334		
Coventry (COV) d		1306					1315	1327		1330		1336			1345		
Canley (CNL) d							1318								1348		
Tile Hill (THL) d							1322								1352		
Berkswell (BKW) d							1325								1355		
Hampton-in-Arden (HIA) d							1330								1400		
Birmingham International (BHI) a		1316					1333	1336		1339		1345			1403		
Birmingham International (BHI) d		1316			1321		1334	1338		1341		1346	1351		1404	1408	
Marston Green (MGN) d					1324								1354				
Lea Hall (LEH) d					1328								1358				
Stechford (SCF) d					1331								1401				
Adderley Park (ADD) d					1334												
Birmingham New Street (BHM)  a		1327			1339		1344	1348		1351		1356	1408		1414	1420	
Birmingham New Street (BHM)  d	1326		1330	1334		1341			1352	1401	1404	1407		1411		1422	1426
Smethwick Rolfe Street (SMR) d						1347								1417			
Smethwick Galton Bridge (SGB)  d				1341		1350			1359					1420			
Sandwell & Dudley (SAD) d						1353						1417		1423		1430	
Dudley Port (DDP) d						1357								1427			
Tipton (TIP) d						1359								1429			
Coseley (CSY) d						1402					1416			1432			
Tame Bridge Parkway (TAB) d	1341																1441
Wolverhampton (WVH)  a	1357		1347	1353		1407			1410	1417	1422	1429		1437		1441	1457

NOTES (see introductory pages for explanation of train operator codes and standard symbols)

- a Arrival time
 d Departure time
 u Stops to pick up only
 A To Holyhead
 B To Liverpool Lime Street
 C To Shrewsbury
 E To Edinburgh
 G From Walsall
 H To Glasgow Central
 J To Rugeley Trent Valley
 M To Aberystwyth/Pwllheli
 N From Bristol Temple Meads to Manchester Piccadilly
 P From Bournemouth to Manchester Piccadilly
 Q From Paignton to Manchester Piccadilly

Rugby to Coventry, Birmingham and Wolverhampton

Mondays to Fridays

Operator Days of operation/Notes 1st Class/Reservations/Bus Catering facilities	VT 11R X	XC N 11◇ X	LM B	LM J	LM G	LM	VT 11R X	LM C	XC P 11◇ X	LM B	VT H 11R X	LM J	LM G	LM	AW A X	LM C	VT 11R X
London Euston (EUS) 15 d	1310					1223	1316				1340			1256			1410
Watford Junction (WFJ) d						1238	1331u										
Milton Keynes Central (MKC) d						1308	1352							1338			
Northampton (NMP) d						1340								1410			
Rugby (RUG) d						1404	1415							1434			
Coventry (COV) d	1406					1415	1427		1430		1436			1445			1506
Canley (CNL) d						1418								1448			
Tile Hill (THL) d						1422								1452			
Berkswell (BKW) d						1425								1455			
Hampton-in-Arden (HIA) d						1430								1500			
Birmingham International (BHI) a	1415					1433	1436		1439		1445			1503			1515
Birmingham International (BHI) d	1416			1421		1434	1438		1441		1447	1451		1504	1508		1516
Marston Green (MGN) d				1424								1454					
Lea Hall (LEH) d				1428								1458					
Stechford (SCF) d				1431								1501					
Adderley Park (ADD) d				1434													
Birmingham New Street (BHM) 12 a	1427			1439		1444	1448		1451		1457	1508		1514	1520		1527
Birmingham New Street (BHM) 12 d		1430	1434		1441			1452	1501	1504	1507		1511		1522	1526	
Smethwick Rolfe Street (SMR) d					1447								1517				
Smethwick Galton Bridge (SGB) 7 d			1441		1450			1459					1520				
Sandwell & Dudley (SAD) d					1453						1517		1523		1530		
Dudley Port (DDP) d					1457								1527				
Tipton (TIP) d					1459								1529				
Coseley (CSY) d					1502					1516			1532				
Tame Bridge Parkway (TAB) d																1541	
Wolverhampton (WVH) 7 a		1447	1453		1507			1510	1517	1522	1529		1537		1540	1557	

Operator Days of operation/Notes 1st Class/Reservations/Bus Catering facilities	XC N 11◇ X	LM B	LM J	LM G	LM	VT 11R X	LM C	XC P 11◇ X	LM B	VT E 11R X	LM J	LM G	LM	AW M X	LM C	VT 11R X	XC N 11◇ X
London Euston (EUS) 15 d					1323	1416				1440			1356			1510	
Watford Junction (WFJ) d					1338	1431u											
Milton Keynes Central (MKC) d					1408	1452							1438				
Northampton (NMP) d					1440								1510				
Rugby (RUG) d					1504	1515							1534				
Coventry (COV) d					1515	1527		1530		1536			1545			1606	
Canley (CNL) d					1518								1548				
Tile Hill (THL) d					1522								1552				
Berkswell (BKW) d					1525								1555				
Hampton-in-Arden (HIA) d					1530								1600				
Birmingham International (BHI) a					1533	1536		1540		1545			1603			1615	
Birmingham International (BHI) d			1521		1534	1538		1541		1546	1551		1604	1608		1616	
Marston Green (MGN) d			1524								1554						
Lea Hall (LEH) d			1528								1558						
Stechford (SCF) d			1531								1601						
Adderley Park (ADD) d			1534														
Birmingham New Street (BHM) 12 a			1539		1544	1548		1551		1556	1608		1615	1620		1627	
Birmingham New Street (BHM) 12 d	1530	1534		1541			1552	1601	1604	1607		1611		1622	1626		1630
Smethwick Rolfe Street (SMR) d				1547								1617					
Smethwick Galton Bridge (SGB) 7 d		1541		1550			1559					1620					
Sandwell & Dudley (SAD) d				1553						1617		1623		1630			
Dudley Port (DDP) d				1557								1627					
Tipton (TIP) d				1559								1629					
Coseley (CSY) d				1602				1616				1632					
Tame Bridge Parkway (TAB) d															1641		
Wolverhampton (WVH) 7 a	1547	1553		1607			1612	1617	1622	1629		1637		1641	1657		1647

NOTES (see introductory pages for explanation of train operator codes and standard symbols)

- a Arrival time
- d Departure time
- u Stops to pick up only
- A To Holyhead
- B To Liverpool Lime Street
- C To Shrewsbury
- E To Edinburgh
- G From Walsall
- H To Glasgow Central
- J To Rugeley Trent Valley
- M To Aberystwyth/Pwllheli
- N From Bristol Temple Meads to Manchester Piccadilly
- P From Bournemouth to Manchester Piccadilly

Rugby to Coventry, Birmingham and Wolverhampton

Mondays to Fridays

Operator Days of operation/Notes 1st Class/Reservations/Bus Catering facilities	LM B	LM J	LM G	LM	VT 1R X	LM C	XC P 1◇ A	LM B	VT H 1R X	LM J	LM G	LM	AW R	LM C	VT 1R X	XC N 1◇ A	LM B
London Euston (EUS) d				1423	1516				1536			1456			1610		
Watford Junction (WFJ) d				1438					1551u								
Milton Keynes Central (MKC) d				1508	1548							1538					
Northampton (NMP) d				1540								1610					
Rugby (RUG) d				1604	1612							1634					
Coventry (COV) d				1615	1627		1630		1636			1645			1706		
Canley (CNL) d				1618								1648					
Tile Hill (THL) d				1622								1652					
Berkswell (BKW) d				1625								1655					
Hampton-in-Arden (HIA) d				1630								1700					
Birmingham International (BHI) a				1633	1636		1639		1645			1703			1715		
Birmingham International (BHI) d		1621		1634	1638		1641		1646	1651		1704	1708		1716		
Marston Green (MGN) d		1624								1654							
Lea Hall (LEH) d		1628								1658							
Stechford (SCF) d		1631								1701							
Adderley Park (ADD) d		1634															
Birmingham New Street (BHM) a		1639		1644	1648		1651		1656	1708		1714	1720		1727		
Birmingham New Street (BHM) d	1634		1641			1652	1701	1704	1707		1711		1721	1726		1730	1734
Smethwick Rolfe Street (SMR) d			1647								1717						
Smethwick Galton Bridge (SGB) d	1641		1650			1659					1720						1741
Sandwell & Dudley (SAD) d			1653						1717		1723		1730				
Dudley Port (DDP) d			1657								1727						
Tipton (TIP) d			1659								1729						
Coseley (CSY) d			1702					1716			1732						
Tame Bridge Parkway (TAB) d														1741			
Wolverhampton (WVH) a	1653		1707			1710	1717	1722	1729		1737		1740	1757		1747	1753






Operator Days of operation/Notes 1st Class/Reservations/Bus Catering facilities	LM J	LM G	LM	VT 1R X	LM C	XC P 1◇ A	LM B	VT E 1R X	LM J	LM G	LM	AW F	LM C	VT 1R X	XC Q 1◇ A	LM B	LM J
London Euston (EUS) d			1523	1616				1640			1556			1710			
Watford Junction (WFJ) d			1538	1631u													
Milton Keynes Central (MKC) d			1608	1652							1638						
Northampton (NMP) d			1640								1710						
Rugby (RUG) d			1704	1715							1734						
Coventry (COV) d			1715	1727		1730		1739			1745			1806			
Canley (CNL) d			1718								1748						
Tile Hill (THL) d			1722								1752						
Berkswell (BKW) d			1725								1755						
Hampton-in-Arden (HIA) d			1730								1800						
Birmingham International (BHI) a			1733	1736		1739		1748			1803			1815			
Birmingham International (BHI) d	1721		1734	1738		1741		1749	1751		1804	1808		1816			1821
Marston Green (MGN) d	1724								1754								1824
Lea Hall (LEH) d	1728								1758								1828
Stechford (SCF) d	1731								1801								1831
Adderley Park (ADD) d	1734																1834
Birmingham New Street (BHM) a	1739		1745	1748		1751		1759	1808		1815	1820		1827			1839
Birmingham New Street (BHM) d		1741			1752	1801	1804	1807		1811		1822	1826		1830	1834	
Smethwick Rolfe Street (SMR) d		1747								1817							
Smethwick Galton Bridge (SGB) d		1750			1759					1820						1841	
Sandwell & Dudley (SAD) d		1753						1817		1823		1830					
Dudley Port (DDP) d		1757								1827							
Tipton (TIP) d		1759								1829							
Coseley (CSY) d		1802					1816			1832							
Tame Bridge Parkway (TAB) d													1841				
Wolverhampton (WVH) a		1807			1811	1817	1822	1829		1837		1841	1857		1847	1853	






NOTES (see introductory pages for explanation of train operator codes and standard symbols)

- a Arrival time
- d Departure time
- u Stops to pick up only
- B To Liverpool Lime Street
- C To Shrewsbury
- E To Edinburgh
- F To Aberystwyth
- G From Walsall
- H To Glasgow Central
- J To Rugeley Trent Valley
- N From Bristol Temple Meads to Manchester Piccadilly
- P From Bournemouth to Manchester Piccadilly
- Q From Paignton to Manchester Piccadilly
- R To Llandudno

Rugby to Coventry, Birmingham and Wolverhampton

Mondays to Fridays

Operator Days of operation/Notes 1st Class/Reservations/Bus Catering facilities	LM G	LM	LM C	VT S 11R X	XC P 11◇ X	VT H 11R X	LM J	LM G	LM	AW T	LM C	VT 11R X	LM B	LM J	LM G	LM	LM C
London Euston (EUS)  d		1626		1716		1740			1656			1810				1726	
Watford Junction (WFJ) d				1731u													
Milton Keynes Central (MKC) d		1708		1752					1738							1808	
Northampton (NMP) d		1740							1806							1840	
Rugby (RUG) d		1804		1815					1834							1904	
Coventry (COV) d		1815		1827	1830	1836			1845			1906				1915	
Canley (CNL) d		1818							1848							1918	
Tile Hill (THL) d		1822							1852							1922	
Berkswell (BKW) d		1825							1855							1925	
Hampton-in-Arden (HIA) d		1830							1900							1930	
Birmingham International (BHI) a		1833		1836	1839	1845			1903			1915				1933	
Birmingham International (BHI) d		1834		1838	1841	1846	1851		1904	1908		1916		1921		1934	
Marston Green (MGN) d							1854							1924			
Lea Hall (LEH) d							1858							1928			
Stechford (SCF) d							1901							1931			
Adderley Park (ADD) d														1934			
Birmingham New Street (BHM)  a		1844		1848	1851	1858	1907		1915	1920		1927		1939		1944	
Birmingham New Street (BHM)  d	1841		1852	1855	1901	1907		1911		1922	1926		1934		1941		1952
Smethwick Rolfe Street (SMR) d	1847							1917							1947		
Smethwick Galton Bridge (SGB)  d	1850		1859					1920					1941		1950		1959
Sandwell & Dudley (SAD) d	1853					1917		1923		1930					1953		
Dudley Port (DDP) d	1857							1927							1957		
Tipton (TIP) d	1859							1929							1959		
Coseley (CSY) d	1902							1932							2002		
Tame Bridge Parkway (TAB) d											1941						
Wolverhampton (WVH)  a	1907		1910	1922	1917	1929		1937		1940	1957		1953		2007		2010






Operator Days of operation/Notes 1st Class/Reservations/Bus Catering facilities	VT 11R X	XC P 11◇ X	VT S 11R X	LM J	LM G	LM	AW F	LM C	LM B	VT 11R X	LM J	LM G	LM	LM C	VT 11R X	XC P 11◇ X	VT S 11R X
London Euston (EUS)  d	1816		1840			1756				1910			1826		1916		1940
Watford Junction (WFJ) d	1831u														1931u		
Milton Keynes Central (MKC) d	1852					1838							1908		1952		
Northampton (NMP) d						1906							1940				
Rugby (RUG) d	1915					1934							2004		2015		2036
Coventry (COV) d	1927	1930	1936			1945				2006			2015		2027	2030	
Canley (CNL) d						1948							2018				
Tile Hill (THL) d						1952							2022				
Berkswell (BKW) d						1955							2025				
Hampton-in-Arden (HIA) d						2000							2030				
Birmingham International (BHI) a	1936	1939	1945			2003				2015			2033		2036	2039	2045
Birmingham International (BHI) d	1938	1941	1946	1951		2004	2008			2016	2021		2034		2038	2041	2047
Marston Green (MGN) d				1954							2024						
Lea Hall (LEH) d				1958							2028						
Stechford (SCF) d				2001							2031						
Adderley Park (ADD) d											2034						
Birmingham New Street (BHM)  a	1948	1951	2000	2007		2014	2020			2027	2040		2044		2048	2051	2057
Birmingham New Street (BHM)  d	1956	2001	2007		2011		2022	2026	2034	2038		2041		2052	2055	2101	2107
Smethwick Rolfe Street (SMR) d					2017							2047					
Smethwick Galton Bridge (SGB)  d					2020				2041			2050		2059			
Sandwell & Dudley (SAD) d			2017		2023		2030			2049		2053					2117
Dudley Port (DDP) d					2027							2057					
Tipton (TIP) d					2029							2059					
Coseley (CSY) d					2032							2102					
Tame Bridge Parkway (TAB) d								2041									
Wolverhampton (WVH)  a	2013	2017	2029		2037		2041	2057	2053	2100		2107		2110	2114	2117	2129






NOTES (see introductory pages for explanation of train operator codes and standard symbols)

- a Arrival time
 d Departure time
 u Stops to pick up only
 B To Liverpool Lime Street
 C To Shrewsbury
 F To Aberystwyth
 G From Walsall
 H To Glasgow Central
 J To Rugeley Trent Valley
 P From Bournemouth to Manchester Piccadilly
 S To Crewe
 T To Chester

Rugby to Coventry, Birmingham and Wolverhampton

Mondays to Fridays

Operator Days of operation/Notes 1st Class/Reservations/Bus Catering facilities	LM J	LM G	LM	AW D	LM C	LM B	VT 1R X	LM J	LM G	LM	VT 1R X	XC P 1◇ A	VT 1R X	LM	LM G	LM	LM C
London Euston (EUS)  d			1856				2010			1923	2016		2040			1956	
Watford Junction (WFJ) d										1938	2031u						
Milton Keynes Central (MKC) d			1938							2008	2052					2038	
Northampton (NMP) d			2010							2040						2110	
Rugby (RUG) d			2034							2104	2115					2134	
Coventry (COV) d			2045				2106			2115	2127	2130	2136			2145	
Canley (CNL) d			2048							2118						2148	
Tile Hill (THL) d			2052							2122						2152	
Berkswell (BKW) d			2055							2125						2155	
Hampton-in-Arden (HIA) d			2100							2130						2200	
Birmingham International (BHI) a			2103				2116			2133	2136	2140	2145			2203	
Birmingham International (BHI) d	2051		2104	2109			2116	2121		2134	2138	2141	2146	2151		2204	
Marston Green (MGN) d	2054							2124						2154			
Lea Hall (LEH) d	2058							2128						2158			
Stechford (SCF) d	2101							2131						2201			
Adderley Park (ADD) d								2134									
Birmingham New Street (BHM)  a	2108		2114	2121			2128	2139		2145	2148	2151	2156	2211		2216	
Birmingham New Street (BHM)  d		2111		2122	2126	2134	2137		2141			2201	2207		2211		2226
Smethwick Rolfe Street (SMR) d		2117							2147						2217		
Smethwick Galton Bridge (SGB)  d		2120				2141			2150						2220		
Sandwell & Dudley (SAD) d		2123		2130			2147		2153				2217		2223		
Dudley Port (DDP) d		2127							2157						2227		
Tipton (TIP) d		2129							2159						2229		
Coseley (CSY) d		2132							2202						2232		
Tame Bridge Parkway (TAB) d					2141												
Wolverhampton (WVH)  a		2137		2141	2157	2153	2204		2207			2218	2231		2237		2242






Operator Days of operation/Notes 1st Class/Reservations/Bus Catering facilities	LM	XC U 1◇ A	LM S	VT 1R X	LM G	LM	LM	XC V 1◇ A	LM C	VT 1R X	LM	LM J	LM S	LM	AW C	LM TSM K	LM
London Euston (EUS)  d				2106				2023		2129				2056			2150
Watford Junction (WFJ) d								2038		2144u							2205
Milton Keynes Central (MKC) d				2137				2108		2205				2138			2236
Northampton (NMP) d								2134						2216			2312
Rugby (RUG) d								2159		2229				2242			2334
Coventry (COV) d				2206				2215	2228	2240				2254			2345
Canley (CNL) d								2218						2257			2348
Tile Hill (THL) d								2222						2301			2352
Berkswell (BKW) d								2225						2304			2355
Hampton-in-Arden (HIA) d								2230						2309			2359
Birmingham International (BHI) a				2215				2233	2237	2250				2312			0003
Birmingham International (BHI) d				2216		2221	2234	2238		2251		2258		2313	2316		0004
Marston Green (MGN) d						2224						2301					0007
Lea Hall (LEH) d						2228						2305					0011
Stechford (SCF) d						2231						2308					0014
Adderley Park (ADD) d						2234											0017
Birmingham New Street (BHM)  a				2227		2242	2244	2249		2302		2315		2324	2330		0023
Birmingham New Street (BHM)  d	2227	2230	2234	2237	2241				2258	2307	2312		2322		2340	0002	
Smethwick Rolfe Street (SMR) d					2247						2319					0008	
Smethwick Galton Bridge (SGB)  d			2241		2250				2305		2322		2330			0011	
Sandwell & Dudley (SAD) d				2247	2253					2316	2325				2348	0014	
Dudley Port (DDP) d					2257						2329					0018	
Tipton (TIP) d					2259						2331					0020	
Coseley (CSY) d					2302						2334					0023	
Tame Bridge Parkway (TAB) d	2239																
Wolverhampton (WVH)  a	2255	2247	2253	2300	2307				2316	2326	2339		2342		2359	0029	

NOTES (see introductory pages for explanation of train operator codes and standard symbols)

- a Arrival time
 d Departure time
 u Stops to pick up only
 B To Liverpool Lime Street
 C To Shrewsbury
 D To Manchester Piccadilly
 G From Walsall
 J To Rugeley Trent Valley
 K From Rugeley Trent Valley
 P From Bournemouth to Manchester Piccadilly
 S To Crewe
 U From Reading to Manchester Piccadilly
 V From Bournemouth
 TSM Tuesday to Saturday mornings

Rugby to Coventry, Birmingham and Wolverhampton

Mondays to Fridays

Operator Days of operation/Notes 1st Class/Reservations/Bus Catering facilities	VT 1R X	VT FX X	VT FO 1R X	VT FX 1R X	VT FO 1R X
London Euston (EUS)  d	2230	2300	2300	2330	2330
Watford Junction (WFJ) d	2249u	2317u	2317u		
Milton Keynes Central (MKC) d	2329	2359	2359	0029	0029
Northampton (NMP) d					
Rugby (RUG) d	2359	0033	0053	0059	0109
Coventry (COV) d	0011	0044	0104	0111	0120
Canley (CNL) d					
Tile Hill (THL) d					
Berkswell (BKW) d					
Hampton-in-Arden (HIA) d					
Birmingham International (BHI) a	0020	0053	0113	0120	0129
Birmingham International (BHI) d	0021	0054	0114	0121	0131
Marston Green (MGN) d					
Lea Hall (LEH) d					
Stechford (SCF) d					
Adderley Park (ADD) d					
Birmingham New Street (BHM)  12 a	0033	0104	0124	0132	0142
Birmingham New Street (BHM)  12 d	0036	0107	0128	0135	0145
Smethwick Rolfe Street (SMR) d					
Smethwick Galton Bridge (SGB)  7 d					
Sandwell & Dudley (SAD) d					
Dudley Port (DDP) d					
Tipton (TIP) d					
Coseley (CSY) d					
Tame Bridge Parkway (TAB) d					
Wolverhampton (WVH)  7 a	0104	0132	0153	0202	0212

NOTES (see introductory pages for explanation of train operator codes and standard symbols)

- a Arrival time
 d Departure time
 u Stops to pick up only
 FO Fridays only
 FX Not Fridays

Rugby to Coventry, Birmingham and Wolverhampton

Saturdays

Operator Days of operation/Notes 1st Class/Reservations/Bus Catering facilities	VT A 11R X	LM B	LM	XC C 11D	VT D 11R X	LM	LM	AW E	LM B	XC C 11D	LM F	LM G	LM H	LM	LM	XC C 11D	LM G	VT J 11R X
London Euston (EUS)	15 d																	
Watford Junction (WFJ)	d																	
Milton Keynes Central (MKC)	d																	
Northampton (NMP)	d						0510									0543		
Rugby (RUG)	d						0533									0605		
Coventry (COV)	d		0525				0543							0600		0616		
Canley (CNL)	d						0546							0603		0619		
Tile Hill (THL)	d						0550							0607		0623		
Berkswell (BKW)	d						0554							0610		0627		
Hampton-in-Arden (HIA)	d						0558							0615		0631		
Birmingham International (BHI)	a		0534				0601							0618		0635		
Birmingham International (BHI)	d		0534				0602				0616			0622		0635		
Marston Green (MGN)	d		0538								0619			0625				
Lea Hall (LEH)	d		0541								0623			0629				
Stechford (SCF)	d		0544								0626			0632				
Adderley Park (ADD)	d		0549											0635				
Birmingham New Street (BHM)	12 a		0555				0612				0632			0642	0645			
Birmingham New Street (BHM)	12 a	0530	0551	0601	0604	0611		0622	0626	0630		0634	0641			0701	0704	0707
Smethwick Rolfe Street (SMR)	d					0617							0647					
Smethwick Galton Bridge (SGB)	7 d		0558			0620						0641	0650					
Sandwell & Dudley (SAD)	d				0616c	0623		0630					0653					0717
Dudley Port (DDP)	d					0627							0657					
Tipton (TIP)	d					0629							0659					
Coseley (CSY)	d					0632							0702				0716	
Tame Bridge Parkway (TAB)	d								0641									
Wolverhampton (WVH)	7 a	0547	0609	0617	0628	0637		0641	0657	0647		0653	0707			0717	0722	0729

Operator Days of operation/Notes 1st Class/Reservations/Bus Catering facilities	LM F	LM K	LM	AW A	XC C 11D	LM B	LM G	LM F	LM H	LM	VT D 11R X	XC L 11D	LM G	VT D 11R X	LM F	LM H	LM	AW M
London Euston (EUS)	15 d										0616						0539	
Watford Junction (WFJ)	d										0631u						0558	
Milton Keynes Central (MKC)	d		0552								0652						0641	
Northampton (NMP)	d		0611							0642							0710	
Rugby (RUG)	d		0634							0704	0715						0734	
Coventry (COV)	d		0645							0715	0727	0730					0745	
Canley (CNL)	d		0648							0718							0748	
Tile Hill (THL)	d		0652							0722							0752	
Berkswell (BKW)	d		0655							0725							0755	
Hampton-in-Arden (HIA)	d		0700							0730							0800	
Birmingham International (BHI)	a		0703							0733	0736	0739					0803	
Birmingham International (BHI)	d	0651		0704	0709			0721		0734	0738	0741			0751		0803	0808
Marston Green (MGN)	d	0654						0724							0754		0807	
Lea Hall (LEH)	d	0658						0728							0758			
Stechford (SCF)	d	0701						0731							0801			
Adderley Park (ADD)	d	0704						0734										
Birmingham New Street (BHM)	12 a	0711		0714	0721			0739		0745	0748	0751		0808		0815	0820	
Birmingham New Street (BHM)	12 d		0711		0722	0726	0729	0734		0741		0807	0801	0804	0807		0811	0822
Smethwick Rolfe Street (SMR)	d		0717					0747									0817	
Smethwick Galton Bridge (SGB)	7 d		0720				0741	0750									0820	
Sandwell & Dudley (SAD)	d		0723		0730			0753						0817			0823	0830
Dudley Port (DDP)	d		0727					0757									0827	
Tipton (TIP)	d		0729					0759									0829	
Coseley (CSY)	d		0732					0802					0816				0832	
Tame Bridge Parkway (TAB)	d					0744												
Wolverhampton (WVH)	7 a		0737		0740	0744	0759	0753		0807			0817	0822	0829		0837	0841

NOTES (see introductory pages for explanation of train operator codes and standard symbols)

- a Arrival time
- d Departure time
- u Stops to pick up only
- c Arrives 4 minutes earlier
- A To Holyhead
- B To Shrewsbury
- C To Manchester Piccadilly
- D To Edinburgh
- E To Aberystwyth
- F To Rugeley Trent Valley
- G To Liverpool Lime Street
- H From Walsall
- J To Glasgow Central
- K From Rugeley Trent Valley
- L From Southampton Central to Manchester Piccadilly
- M To Aberystwyth/Pwllheli

Rugby to Coventry, Birmingham and Wolverhampton

Saturdays

Operator Days of operation/Notes 1st Class/Reservations/Bus Catering facilities	LM B	VT 1R X	XC N 1◇ A	LM G	LM F	LM H	LM	VT P 1R X	LM B	XC L 1◇ A	VT 1R X	LM G	VT P 1R X	LM F	LM H	LM	AW A	LM B
London Euston (EUS) d		0710					0621	0716			0738							
Watford Junction (WFJ) d							0636	0731u										
Milton Keynes Central (MKC) d							0705	0753								0738		
Northampton (NMP) d							0740									0810		
Rugby (RUG) d							0804	0815								0834		
Coventry (COV) d		0806					0815	0827		0830	0836					0845		
Canley (CNL) d							0818									0848		
Tile Hill (THL) d							0822									0852		
Berkswell (BKW) d							0825									0855		
Hampton-in-Arden (HIA) d							0830									0900		
Birmingham International (BHI) a		0815					0833	0836		0839	0845					0903		
Birmingham International (BHI) d		0816					0834	0838		0841	0847					0904	0908	
Marston Green (MGN) d						0821	0824									0854		
Lea Hall (LEH) d						0828										0858		
Stechford (SCF) d						0831										0901		
Adderley Park (ADD) d						0834												
Birmingham New Street (BHM) a		0827				0839		0845	0848		0851	0856			0908		0914	0920
Birmingham New Street (BHM) d	0826		0830	0834		0841		0907	0852	0901		0904	0907			0911		0922
Smethwick Rolfe Street (SMR) d						0847										0917		0926
Smethwick Galton Bridge (SGB) d				0841		0850			0859							0920		
Sandwell & Dudley (SAD) d						0853										0923		0930
Dudley Port (DDP) d						0857								0917		0927		
Tipton (TIP) d						0859										0929		
Coseley (CSY) d						0902						0916				0932		
Tame Bridge Parkway (TAB) d	0841																	0941
Wolverhampton (WVH) a	0857		0847	0853		0907			0910	0917		0922	0929		0937		0940	0957






Operator Days of operation/Notes 1st Class/Reservations/Bus Catering facilities	VT 1R X	XC N 1◇ A	LM G	LM F	LM H	LM	VT P 1R X	LM B	XC Q 1◇ A	LM G	VT D 1R X	LM F	LM H	LM	AW M	LM B	VT 1R X	XC N 1◇ A
London Euston (EUS) d	0810					0723	0816				0840			0756			0910	
Watford Junction (WFJ) d						0738	0831u											
Milton Keynes Central (MKC) d						0808	0852							0838				
Northampton (NMP) d						0840								0910				
Rugby (RUG) d						0904	0915							0934				
Coventry (COV) d	0906					0915	0927		0930		0936			0945			1006	
Canley (CNL) d						0918								0948				
Tile Hill (THL) d						0922								0952				
Berkswell (BKW) d						0925								0955				
Hampton-in-Arden (HIA) d						0930								1000				
Birmingham International (BHI) a	0915					0933	0936		0939		0945			1003			1015	
Birmingham International (BHI) d	0916			0921		0934	0938		0941		0946	0951		1004	1008		1016	
Marston Green (MGN) d				0924								0954						
Lea Hall (LEH) d				0928								0958						
Stechford (SCF) d				0931								1001						
Adderley Park (ADD) d				0934														
Birmingham New Street (BHM) a	0927			0939		0944	0948		0951		0956	1008		1014	1020		1027	
Birmingham New Street (BHM) d		0930	0934		0941		0952	1001	1004	1007		1011		1017		1022	1026	1030
Smethwick Rolfe Street (SMR) d			0941		0947			0959						1020				
Smethwick Galton Bridge (SGB) d					0950									1023	1030			
Sandwell & Dudley (SAD) d					0953						1017			1027				
Dudley Port (DDP) d					0957									1029				
Tipton (TIP) d					0959									1032				
Coseley (CSY) d					1002				1016									
Tame Bridge Parkway (TAB) d																1041		
Wolverhampton (WVH) a		0947	0953		1007			1010	1017	1022	1029		1037		1041	1057		1047






NOTES (see introductory pages for explanation of train operator codes and standard symbols)

- a Arrival time
 d Departure time
 u Stops to pick up only
 A To Holyhead
 B To Shrewsbury
 D To Edinburgh
 F To Rugeley Trent Valley
 G To Liverpool Lime Street
 H From Walsall
 L From Southampton Central to Manchester Piccadilly
 M To Aberystwyth/Pwllheli
 N From Bristol Temple Meads to Manchester Piccadilly
 P To Blackpool North
 Q From Bournemouth to Manchester Piccadilly

Rugby to Coventry, Birmingham and Wolverhampton

Saturdays

Operator Days of operation/Notes 1st Class/Reservations/Bus Catering facilities	LM G	LM F	LM H	LM	VT 1R X	LM B	XC Q 1◇ X	LM G	VT J 1R X	LM F	LM H	LM	AW A X	LM B	VT 1R X	XC N 1◇ X	LM G	LM F
London Euston (EUS)  d				0823	0916				0940			0856			1010			
Watford Junction (WFJ) d				0838	0931u													
Milton Keynes Central (MKC) d				0908	0952							0938						
Northampton (NMP) d				0940								1010						
Rugby (RUG) d				1004	1015							1034						
Coventry (COV) d				1015	1027		1030		1038			1045			1106			
Canley (CNL) d				1018								1048						
Tile Hill (THL) d				1022								1052						
Berkswell (BKW) d				1025								1055						
Hampton-in-Arden (HIA) d				1030								1100						
Birmingham International (BHI) a				1033	1036		1039		1047			1103			1115			
Birmingham International (BHI) d		1021		1034	1038		1041		1048	1051		1104	1108		1116			1121
Marston Green (MGN) d		1024								1054								1124
Lea Hall (LEH) d		1028								1058								1128
Stechford (SCF) d		1031								1101								1131
Adderley Park (ADD) d		1034																1134
Birmingham New Street (BHM)  a		1039		1045	1048		1051		1058	1108		1114	1120		1127			1139
Birmingham New Street (BHM)  d	1034		1041			1052	1101	1104	1107		1111		1122	1126		1130	1134	
Smethwick Rolfe Street (SMR) d			1047								1117							
Smethwick Galton Bridge (SGB)  d	1041		1050			1059					1120						1141	
Sandwell & Dudley (SAD) d			1053						1117		1123		1130					
Dudley Port (DDP) d			1057								1127							
Tipton (TIP) d			1059								1129							
Coseley (CSY) d			1102					1116			1132							
Tame Bridge Parkway (TAB) d														1141				
Wolverhampton (WVH)  a	1053		1107			1110	1117	1122	1129		1137		1140	1157		1147	1153	






Operator Days of operation/Notes 1st Class/Reservations/Bus Catering facilities	LM H	LM	VT 1R X	LM B	XC Q 1◇ X	LM G	VT D 1R X	LM F	LM H	LM	AW M X	LM B	VT 1R X	XC N 1◇ X	LM G	LM F	LM H	LM
London Euston (EUS)  d		0923	1016				1040			0956			1110					1023
Watford Junction (WFJ) d		0938	1031u															1038
Milton Keynes Central (MKC) d		1008	1052							1038								1108
Northampton (NMP) d		1040								1110								1140
Rugby (RUG) d		1104	1115							1134								1204
Coventry (COV) d		1115	1127		1130		1136			1145			1206					1215
Canley (CNL) d		1118								1148								1218
Tile Hill (THL) d		1122								1152								1222
Berkswell (BKW) d		1125								1155								1225
Hampton-in-Arden (HIA) d		1130								1200								1230
Birmingham International (BHI) a		1133	1136		1139		1145			1203			1215					1233
Birmingham International (BHI) d		1134	1138		1141		1147	1151		1204	1208		1216			1221		1234
Marston Green (MGN) d								1154								1224		
Lea Hall (LEH) d								1158								1228		
Stechford (SCF) d								1201								1231		
Adderley Park (ADD) d																1234		
Birmingham New Street (BHM)  a		1144	1148		1151		1157	1208		1214	1220		1227			1239		1244
Birmingham New Street (BHM)  d	1141			1152	1201	1204	1207		1211		1222	1226		1230	1234		1241	
Smethwick Rolfe Street (SMR) d									1217									1247
Smethwick Galton Bridge (SGB)  d	1150			1159					1220						1241			1250
Sandwell & Dudley (SAD) d	1153						1217		1223		1230							1253
Dudley Port (DDP) d	1157								1227									1257
Tipton (TIP) d	1159								1229									1259
Coseley (CSY) d	1202					1216			1232									1302
Tame Bridge Parkway (TAB) d												1241						
Wolverhampton (WVH)  a	1207			1210	1217	1222	1229		1237		1241	1257		1247	1253		1307	






NOTES (see introductory pages for explanation of train operator codes and standard symbols)

- a Arrival time
- d Departure time
- u Stops to pick up only
- A To Holyhead
- B To Shrewsbury
- D To Edinburgh
- F To Rugeley Trent Valley
- G To Liverpool Lime Street
- H From Walsall
- J To Glasgow Central
- M To Aberystwyth/Pwllheli
- N From Bristol Temple Meads to Manchester Piccadilly
- Q From Bournemouth to Manchester Piccadilly

Rugby to Coventry, Birmingham and Wolverhampton

Saturdays

Operator Days of operation/Notes 1st Class/Reservations/Bus Catering facilities	VT 11R X	LM B	XC Q 11 X	LM G	VT P 11R X	LM F	LM H	LM	AW A	LM B	VT 11R X	XC R 11 X	LM G	LM F	LM H	LM	VT 11R X	LM B
London Euston (EUS)  d	1116				1140			1056			1210					1123	1216	
Watford Junction (WFJ) d	1131u															1138	1231u	
Milton Keynes Central (MKC) d	1152							1138								1208	1252	
Northampton (NMP) d								1210								1240		
Rugby (RUG) d	1215							1234								1304	1315	
Coventry (COV) d	1227		1230		1236			1245			1306					1315	1327	
Canley (CNL) d								1248								1318		
Tile Hill (THL) d								1252								1322		
Berkswell (BKW) d								1255								1325		
Hampton-in-Arden (HIA) d								1300								1330		
Birmingham International (BHI) a	1236		1239		1245			1303			1315					1333	1336	
Birmingham International (BHI) d	1238		1241		1246	1251		1304	1308		1316			1321		1334	1338	
Marston Green (MGN) d						1254								1324				
Lea Hall (LEH) d						1258								1328				
Stechford (SCF) d						1301								1331				
Adderley Park (ADD) d														1334				
Birmingham New Street (BHM)  a	1248		1251		1256	1308		1314	1320		1327			1339		1344	1348	
Birmingham New Street (BHM)  d		1252	1301	1304	1307		1311		1322	1326		1330	1334		1341			1352
Smethwick Rolfe Street (SMR) d							1317								1347			
Smethwick Galton Bridge (SGB)  d		1259					1320						1341		1350			1359
Sandwell & Dudley (SAD) d					1317		1323		1330						1353			
Dudley Port (DDP) d							1327								1357			
Tipton (TIP) d							1329								1359			
Coseley (CSY) d				1316			1332								1402			
Tame Bridge Parkway (TAB) d										1341								
Wolverhampton (WVH)  a		1310	1317	1322	1329		1337		1340	1357		1347	1353		1407			1410






Operator Days of operation/Notes 1st Class/Reservations/Bus Catering facilities	XC Q 11 X	LM G	VT D 11R X	LM F	LM H	LM	AW M	LM B	VT 11R X	XC N 11 X	LM G	LM F	LM H	LM	VT 11R X	LM B	XC Q 11 X	LM G
London Euston (EUS)  d			1240			1156			1310					1223	1316			
Watford Junction (WFJ) d														1238	1331u			
Milton Keynes Central (MKC) d						1238								1308	1352			
Northampton (NMP) d						1310								1340				
Rugby (RUG) d						1334								1404	1415			
Coventry (COV) d	1330		1336			1345			1406					1415	1427		1430	
Canley (CNL) d						1348								1418				
Tile Hill (THL) d						1352								1422				
Berkswell (BKW) d						1355								1425				
Hampton-in-Arden (HIA) d						1400								1430				
Birmingham International (BHI) a	1339		1345			1403			1415					1433	1436		1439	
Birmingham International (BHI) d	1341		1346	1351		1404	1408		1416			1421		1434	1438		1441	
Marston Green (MGN) d				1354								1424						
Lea Hall (LEH) d				1358								1428						
Stechford (SCF) d				1401								1431						
Adderley Park (ADD) d												1434						
Birmingham New Street (BHM)  a	1351		1356	1408		1414	1420		1427			1439		1445	1448		1451	
Birmingham New Street (BHM)  d	1401	1404	1407		1411		1423	1426		1430	1434		1441			1452	1501	1504
Smethwick Rolfe Street (SMR) d					1417								1447					
Smethwick Galton Bridge (SGB)  d					1420						1441		1450			1459		
Sandwell & Dudley (SAD) d			1417		1423		1431						1453					
Dudley Port (DDP) d					1427								1457					
Tipton (TIP) d					1429								1459					
Coseley (CSY) d		1416			1432								1502					1516
Tame Bridge Parkway (TAB) d								1441										
Wolverhampton (WVH)  a	1417	1422	1429		1437		1442	1457		1447	1453		1507			1510	1517	1522






NOTES (see introductory pages for explanation of train operator codes and standard symbols)

- a Arrival time
 d Departure time
 u Stops to pick up only
 A To Holyhead
 B To Shrewsbury
 D To Edinburgh
 F To Rugeley Trent Valley
 G To Liverpool Lime Street
 H From Walsall
 M To Aberystwyth/Pwllheli
 N From Bristol Temple Meads to Manchester Piccadilly
 P To Blackpool North
 Q From Bournemouth to Manchester Piccadilly
 R From Paignton to Manchester Piccadilly

Rugby to Coventry, Birmingham and Wolverhampton

Saturdays

Operator Days of operation/Notes 1st Class/Reservations/Bus Catering facilities	VT J 1R X	LM F	LM H	LM	AW A A	LM B	VT 1R X	XC N 1◇ A	LM G	LM F	LM H	LM	VT 1R X	LM B	XC Q 1◇ A	LM G	VT D 1R X	LM F
London Euston (EUS)  d	1340			1256			1410					1323	1416				1440	
Watford Junction (WFJ) d												1338	1431u					
Milton Keynes Central (MKC) d				1338								1408	1452					
Northampton (NMP) d				1410								1440						
Rugby (RUG) d				1434								1504	1515					
Coventry (COV) d	1436			1445			1507					1515	1527		1530		1536	
Canley (CNL) d				1448								1518						
Tile Hill (THL) d				1452								1522						
Berkswell (BKW) d				1455								1525						
Hampton-in-Arden (HIA) d				1500								1530						
Birmingham International (BHI) a	1445			1503			1516					1533	1536		1539		1545	
Birmingham International (BHI) d	1447	1451		1504	1508		1516			1521		1534	1538		1541		1546	1551
Marston Green (MGN) d		1454								1524								1554
Lea Hall (LEH) d		1458								1528								1558
Stechford (SCF) d		1501								1531								1601
Adderley Park (ADD) d										1534								1601
Birmingham New Street (BHM)  a	1457	1508		1514	1520		1527			1539		1545	1548		1551		1556	1608
Birmingham New Street (BHM)  d	1507		1511		1522	1526		1530	1534		1541			1552	1601	1604	1607	
Smethwick Rolfe Street (SMR) d			1517								1547							
Smethwick Galton Bridge (SGB)  d			1520						1541		1550			1559				
Sandwell & Dudley (SAD) d	1517		1523		1530						1553						1617	
Dudley Port (DDP) d			1527								1557							
Tipton (TIP) d			1529								1559							
Coseley (CSY) d			1532								1602					1616		
Tame Bridge Parkway (TAB) d						1541												
Wolverhampton (WVH)  a	1529		1537		1540	1557		1547	1553		1607			1610	1617	1622	1629	

Operator Days of operation/Notes 1st Class/Reservations/Bus Catering facilities	LM H	LM	AW B A	LM B	VT 1R X	XC N 1◇ A	LM G	LM F	LM H	LM	VT 1R X	LM B	XC Q 1◇ A	LM G	VT J 1R X	LM F	LM H	LM
London Euston (EUS)  d		1356			1510					1423	1516				1540			1456
Watford Junction (WFJ) d										1438	1531u							1538
Milton Keynes Central (MKC) d		1438								1508	1552							1610
Northampton (NMP) d		1510								1540								1610
Rugby (RUG) d		1534								1604	1615							1634
Coventry (COV) d		1545			1606					1615	1627		1630		1636			1645
Canley (CNL) d		1548								1618								1648
Tile Hill (THL) d		1552								1622								1652
Berkswell (BKW) d		1555								1625								1655
Hampton-in-Arden (HIA) d		1600								1630								1700
Birmingham International (BHI) a		1603			1615					1633	1636		1639		1645			1703
Birmingham International (BHI) d		1604	1608		1616			1621		1634	1638		1641		1646	1651		1704
Marston Green (MGN) d								1624								1654		
Lea Hall (LEH) d								1628								1658		
Stechford (SCF) d								1631								1701		
Adderley Park (ADD) d								1634										
Birmingham New Street (BHM)  a		1614	1620		1627			1639		1644	1648		1651		1656	1708		1714
Birmingham New Street (BHM)  d	1611		1622	1626		1630	1634		1641			1652	1701	1704	1707		1711	
Smethwick Rolfe Street (SMR) d	1617								1647									1717
Smethwick Galton Bridge (SGB)  d	1620						1641		1650			1659						1720
Sandwell & Dudley (SAD) d	1623		1630						1653						1717			1723
Dudley Port (DDP) d	1627								1657									1727
Tipton (TIP) d	1629								1659									1729
Coseley (CSY) d	1632								1702					1716				1732
Tame Bridge Parkway (TAB) d				1641														
Wolverhampton (WVH)  a	1637		1641	1657		1647	1653		1707			1710	1717	1722	1729		1737	

NOTES (see introductory pages for explanation of train operator codes and standard symbols)

- a Arrival time
 d Departure time
 u Stops to pick up only
 A To Holyhead
 B To Shrewsbury
 D To Edinburgh
 F To Rugeley Trent Valley
 G To Liverpool Lime Street
 H From Walsall
 J To Glasgow Central
 N From Bristol Temple Meads to Manchester Piccadilly
 Q From Bournemouth to Manchester Piccadilly

Rugby to Coventry, Birmingham and Wolverhampton

Saturdays

Operator Days of operation/Notes 1st Class/Reservations/Bus Catering facilities	AW S	LM B	VT 1R 1R	XC R 1◇	LM G	LM F	LM H	LM	VT 1R 1R	LM B	XC Q 1◇	LM G	VT D 1R 1R	LM F	LM H	LM	AW E	LM B
London Euston (EUS) d			1610					1523	1616				1640			1556		
Watford Junction (WFJ) d								1538	1631u									
Milton Keynes Central (MKC) d								1608	1652							1638		
Northampton (NMP) d								1640								1710		
Rugby (RUG) d								1704	1715							1734		
Coventry (COV) d			1706					1715	1727		1730		1736			1745		
Canley (CNL) d								1718								1748		
Tile Hill (THL) d								1722								1752		
Berkswell (BKW) d								1725								1755		
Hampton-in-Arden (HIA) d								1730								1800		
Birmingham International (BHI) a			1715					1733	1736		1739		1745			1803		
Birmingham International (BHI) d	1708		1716				1721	1734	1738		1741		1747	1751		1804	1808	
Marston Green (MGN) d							1724							1754				
Lea Hall (LEH) d							1728							1758				
Stechford (SCF) d							1731							1801				
Adderley Park (ADD) d							1734											
Birmingham New Street (BHM) a	1720		1727				1739	1744	1748		1751		1757	1808		1814	1820	
Birmingham New Street (BHM) d	1722	1726		1730	1734		1741			1752	1801	1804	1807		1811		1822	1826
Smethwick Rolfe Street (SMR) d							1747								1817			
Smethwick Galton Bridge (SGB) d					1741		1750			1759					1820			
Sandwell & Dudley (SAD) d	1730						1753						1817		1823		1830	
Dudley Port (DDP) d							1757								1827			
Tipton (TIP) d							1759								1829			
Coseley (CSY) d							1802					1816			1832			
Tame Bridge Parkway (TAB) d		1741																1841
Wolverhampton (WVH) a	1740	1757		1747	1753		1807			1810	1817	1822	1829		1837		1841	1857






Operator Days of operation/Notes 1st Class/Reservations/Bus Catering facilities	VT 1R 1R	XC N 1◇	LM G	LM F	LM H	LM	VT 1R 1R	LM B	XC Q 1◇	VT T 1R 1R	LM F	LM H	LM	AW U 1R	LM B	LM G	VT 1R 1R	LM F
London Euston (EUS) d	1710					1623	1716			1740			1656				1810	
Watford Junction (WFJ) d						1638	1731u											
Milton Keynes Central (MKC) d						1708	1752						1738					
Northampton (NMP) d						1740							1810					
Rugby (RUG) d						1804	1815						1834					
Coventry (COV) d	1806					1815	1827		1830	1836			1845				1906	
Canley (CNL) d						1818							1848					
Tile Hill (THL) d						1822							1852					
Berkswell (BKW) d						1825							1855					
Hampton-in-Arden (HIA) d						1830							1900					
Birmingham International (BHI) a	1815					1833	1836		1839	1845			1903				1915	
Birmingham International (BHI) d	1816			1821		1834	1838		1841	1847	1851		1904	1908			1916	1921
Marston Green (MGN) d				1824							1854							1924
Lea Hall (LEH) d				1828							1858							1928
Stechford (SCF) d				1831							1901							1931
Adderley Park (ADD) d				1834														1934
Birmingham New Street (BHM) a	1827			1839		1844	1848		1851	1857	1908		1914	1920			1926	1940
Birmingham New Street (BHM) d		1830	1834		1841			1852	1901	1907		1911		1922	1926	1934	1937	
Smethwick Rolfe Street (SMR) d					1847							1917						
Smethwick Galton Bridge (SGB) d			1841		1850			1859				1920				1941		
Sandwell & Dudley (SAD) d					1853					1917		1923		1930			1947	
Dudley Port (DDP) d					1857							1927						
Tipton (TIP) d					1859							1929						
Coseley (CSY) d					1902							1932						
Tame Bridge Parkway (TAB) d															1941			
Wolverhampton (WVH) a		1847	1853		1907			1910	1917	1929		1937		1940	1957	1953	2002	






NOTES (see introductory pages for explanation of train operator codes and standard symbols)

- a Arrival time
- d Departure time
- u Stops to pick up only
- B To Shrewsbury
- D To Edinburgh
- E To Aberystwyth
- F To Rugeley Trent Valley
- G To Liverpool Lime Street
- H From Walsall
- N From Bristol Temple Meads to Manchester Piccadilly
- Q From Bournemouth to Manchester Piccadilly
- R From Paignton to Manchester Piccadilly
- S To Llandudno
- T To Preston
- U To Chester

Rugby to Coventry, Birmingham and Wolverhampton

Saturdays

Operator Days of operation/Notes 1st Class/Reservations/Bus Catering facilities	LM H	LM	VT 1R X	LM B	XC Q 1R X	VT V 1R X	LM F	LM H	LM	AW E	LM B	LM G	VT 1R X	LM F	LM H	LM	LM B	VT 1R X
London Euston (EUS)  d		1723	1816			1840			1756				1910			1823	1916	
Watford Junction (WFJ) d		1738	1831u													1838	1931u	
Milton Keynes Central (MKC) d		1808	1852						1838							1908	1952	
Northampton (NMP) d		1840							1910							1940		
Rugby (RUG) d		1904	1915						1934							2004	2015	
Coventry (COV) d		1915	1927		1930	1936			1945				2006			2015	2027	
Canley (CNL) d		1918							1948							2018		
Tile Hill (THL) d		1922							1952							2022		
Berkswell (BKW) d		1925							1955							2025		
Hampton-in-Arden (HIA) d		1930							2000							2030		
Birmingham International (BHI) a		1933	1936		1939	1945			2003				2015			2033	2036	
Birmingham International (BHI) d		1934	1938		1941	1946	1951		2004	2009			2016	2021		2034	2038	
Marston Green (MGN) d							1954							2024				
Lea Hall (LEH) d							1958							2028				
Stechford (SCF) d							2001							2031				
Adderley Park (ADD) d														2034				
Birmingham New Street (BHM)  a		1944	1948		1951	1956	2008		2014	2021			2027	2040		2044	2048	
Birmingham New Street (BHM)  d	1941			1952	2001	2007		2011		2022	2026	2034	2037			2041	2052	2055
Smethwick Rolfe Street (SMR) d	1947							2017								2047		
Smethwick Galton Bridge (SGB)  d	1950			1959				2020				2041				2050	2059	
Sandwell & Dudley (SAD) d	1953					2017		2023		2030			2047			2053		
Dudley Port (DDP) d	1957							2027								2057		
Tipton (TIP) d	1959							2029								2059		
Coseley (CSY) d	2002							2032								2102		
Tame Bridge Parkway (TAB) d											2041							
Wolverhampton (WVH)  a	2007			2010	2017	2029		2037		2041	2057	2053	2100			2107	2110	2114






Operator Days of operation/Notes 1st Class/Reservations/Bus Catering facilities	XC Q 1R X	VT V 1R X	LM F	LM H	LM	AW U	LM B	LM V	LM F	LM H	LM	LM B	XC Q 1R X	LM	LM H	VT 1R X	LM F	LM B
London Euston (EUS)  d		1934			1856							1920		1946		2025		
Watford Junction (WFJ) d												1935				2041u		
Milton Keynes Central (MKC) d					1938							2008		2032		2114		
Northampton (NMP) d					2010							2040		2103				
Rugby (RUG) d					2034							2104		2125		2137		
Coventry (COV) d	2030	2036			2045							2115	2130	2135		2149		
Canley (CNL) d					2048							2118		2138				
Tile Hill (THL) d					2052							2122		2142				
Berkswell (BKW) d					2055							2125		2145				
Hampton-in-Arden (HIA) d					2100							2130		2150				
Birmingham International (BHI) a	2039	2045			2103							2133	2139	2153		2158		
Birmingham International (BHI) d	2041	2046	2051		2104	2108			2121		2134		2141	2154		2200	2203	
Marston Green (MGN) d			2054						2124								2206	
Lea Hall (LEH) d			2058						2128								2210	
Stechford (SCF) d			2101						2131								2213	
Adderley Park (ADD) d									2134								2216	
Birmingham New Street (BHM)  a	2051	2058	2108		2114	2120			2139		2148		2151	2202		2210	2221	
Birmingham New Street (BHM)  d	2101	2107		2111		2122	2126	2134		2141		2152	2201		2211	2219		2226
Smethwick Rolfe Street (SMR) d				2117						2147					2217			
Smethwick Galton Bridge (SGB)  d				2120				2141		2150		2159			2220			
Sandwell & Dudley (SAD) d		2117		2123		2130				2153					2223	2228		
Dudley Port (DDP) d				2127						2157					2227			
Tipton (TIP) d				2129						2159					2229			
Coseley (CSY) d				2132						2202					2232			
Tame Bridge Parkway (TAB) d						2141												2242
Wolverhampton (WVH)  a	2117	2129		2137		2141	2157	2153		2207		2210	2217		2237	2240		2258

NOTES (see introductory pages for explanation of train operator codes and standard symbols)

- a Arrival time
- d Departure time
- u Stops to pick up only
- B To Shrewsbury
- E To Aberystwyth
- F To Rugeley Trent Valley
- G To Liverpool Lime Street
- H From Walsall
- Q From Bournemouth to Manchester Piccadilly
- U To Chester
- V To Crewe

Rugby to Coventry, Birmingham and Wolverhampton

Saturdays

Operator Days of operation/Notes 1st Class/Reservations/Bus Catering facilities	XC C 11◇ ⚡	LM V	AW V	LM	LM H	LM	VT 11R ⓧ	XC W 11◇	LM B	LM	LM	LM H	VT 11R ⓧ	LM	AW B	LM K	VT 11R ⓧ	LM
London Euston (EUS)  d						2021	2104					2039	2123	2109			2142	2127
Watford Junction (WFJ) d						2037						2054	2140u	2128			2158u	2144
Milton Keynes Central (MKC) d						2108	2151					2141	2218	2213			2233	2228
Northampton (NMP) d						2140						2208		2231				2254
Rugby (RUG) d						2204	2215					2230		2241	2253		2258	2316
Coventry (COV) d						2215	2227	2230				2240	2253	2304			2309	2327
Canley (CNL) d						2218						2243						2330
Tile Hill (THL) d						2222						2247						2334
Berkswell (BKW) d						2225						2251						2337
Hampton-in-Arden (HIA) d						2230						2255						2342
Birmingham International (BHI) a						2233	2236	2239				2258	2301	2313			2318	2345
Birmingham International (BHI) d				2221		2233	2237	2240		2246	2259		2303	2314			2319	2345
Marston Green (MGN) d				2224						2249								2349
Lea Hall (LEH) d				2228						2253								2352
Stechford (SCF) d				2231						2256								2355
Adderley Park (ADD) d				2234						2259								2359
Birmingham New Street (BHM)  a				2241		2243	2247	2250		2306	2308		2315	2325			2329	0003
Birmingham New Street (BHM)  d	2230	2234	2237		2241		2250		2256			2311	2320		2335	2340	2344	
Smethwick Rolfe Street (SMR) d					2247							2317					2346	
Smethwick Galton Bridge (SGB)  d		2241			2250				2303			2320					2348	
Sandwell & Dudley (SAD) d			2245		2253		2301					2323	2330		2343	2351	2356	
Dudley Port (DDP) d					2257							2327					2355	
Tipton (TIP) d					2259							2329					2357	
Coseley (CSY) d					2302							2332					2359	
Tame Bridge Parkway (TAB) d																		
Wolverhampton (WVH)  a	2246	2253	2256		2307		2311		2314			2337	2342		2354	0005	0008	

NOTES (see introductory pages for explanation of train operator codes and standard symbols)

- a Arrival time
- d Departure time
- u Stops to pick up only
- B To Shrewsbury
- C To Manchester Piccadilly
- H From Walsall
- K From Rugeley Trent Valley
- V To Crewe
- W From Bournemouth

Rugby to Coventry, Birmingham and Wolverhampton

Sundays

Operator Days of operation/Notes 1st Class/Reservations/Bus Catering facilities	LM A	LM	VT B 1R X	XC C 1◇ T	VT D 1R X	LM	LM	LM E	LM	LM A	XC C 1◇ T	VT F 1R X	LM	LM G	AW H T	LM E	LM J	LM
London Euston (EUS) d												0748	0724					
Watford Junction (WFJ)												0803u	0744					
Milton Keynes Central (MKC)												0845	0829					
Northampton (NMP)													0906					0933
Rugby (RUG)												0923	0928					0956
Coventry (COV)						0834				0857		0934	0938					1006
Canley (CNL)						0837				0908			0941					1009
Tile Hill (THL)						0841				0915			0945					1013
Berkswell (BKW)						0844							0949					1017
Hampton-in-Arden (HIA)						0849							0953					1021
Birmingham International (BHI)	a					0852				0921		0943	0956					1024
Birmingham International (BHI)	d					0852				0922		0945	0957		1006		1021	1025
Marston Green (MGN)	d					0856				0925			1000				1024	1028
Lea Hall (LEH)	d					0859				0928							1028	1032
Stechford (SCF)	d					0902				0931							1031	1035
Adderley Park (ADD)	d					0906				0935							1034	1038
Birmingham New Street (BHM) a						0910				0939		0955	1008		1017		1039	1043
Birmingham New Street (BHM) d	0825	0828	0845	0901	0907		0911	0932		0956	1000	1007		1011	1022	1034		
Smethwick Rolfe Street (SMR)	d		0834				0917							1017				
Smethwick Galton Bridge (SGB) d	0832	0837					0920	0938		1003				1020		1041		
Sandwell & Dudley (SAD)	d		0839		0917		0923					1017		1023	1030			
Dudley Port (DDP)	d		0843				0927							1027				
Tipton (TIP)	d		0845				0929							1029				
Coseley (CSY)	d		0849				0932							1032				
Tame Bridge Parkway (TAB)	d																	
Wolverhampton (WVH) a	0843	0854	0903	0917	0928		0937	0950		1014	1017	1029		1037	1041	1053		












Operator Days of operation/Notes 1st Class/Reservations/Bus Catering facilities	VT D 1R X	LM A	XC K 1◇ T	LM	VT D 1R X	LM G	AW L T	LM E	LM J	LM	VT F 1R X	LM A	XC M 1◇ T	LM	VT F 1R X	LM G	AW H T	LM E
London Euston (EUS) d	0850			0825							0952			0925				
Watford Junction (WFJ)	0906u			0846							1007u			0945				
Milton Keynes Central (MKC)	0939			0929							1040			1030				
Northampton (NMP)	d			0959						1043				1100				
Rugby (RUG)	d	1015		1022						1105	1115			1123				
Coventry (COV)	d	1027		1030	1033					1115	1127		1130	1134				
Canley (CNL)	d			1036						1118				1137				
Tile Hill (THL)	d			1040						1122				1141				
Berkswell (BKW)	d			1043						1126				1144				
Hampton-in-Arden (HIA)	d			1048						1130				1149				
Birmingham International (BHI)	a	1036		1039	1051					1133	1136		1139	1152				
Birmingham International (BHI)	d	1038		1041	1052		1108		1121	1134	1138		1141	1153			1208	
Marston Green (MGN)	d			1055					1124					1156				
Lea Hall (LEH)	d								1128									
Stechford (SCF)	d								1131									
Adderley Park (ADD)	d								1134									
Birmingham New Street (BHM) a	1048		1051	1103			1120		1139	1144	1148		1151	1204			1220	
Birmingham New Street (BHM) d	1107	1056	1101		1107	1111	1122	1134			1207	1156	1201		1207	1211	1222	1234
Smethwick Rolfe Street (SMR)	d					1117										1217		
Smethwick Galton Bridge (SGB) d			1103			1120		1141				1203				1220		1241
Sandwell & Dudley (SAD)	d				1117	1123	1130								1217	1223	1230	
Dudley Port (DDP)	d					1127										1227		
Tipton (TIP)	d					1129										1229		
Coseley (CSY)	d					1132										1232		
Tame Bridge Parkway (TAB)	d																	
Wolverhampton (WVH) a		1114	1117		1129	1137	1141	1153				1214	1218		1229	1237	1240	1253










NOTES (see introductory pages for explanation of train operator codes and standard symbols)

- a Arrival time
- d Departure time
- u Stops to pick up only
- A To Shrewsbury
- B To Preston
- C To Manchester Piccadilly
- D To Glasgow Central
- E To Liverpool Lime Street
- F To Edinburgh
- G From Walsall
- H To Aberystwyth/Pwllheli
- J To Rugeley Trent Valley
- K From Reading to Manchester Piccadilly
- L To Chester
- M From Southampton Central to Manchester Piccadilly

Rugby to Coventry, Birmingham and Wolverhampton

Sundays

Operator Days of operation/Notes 1st Class/Reservations/Bus Catering facilities	LM J	LM	VT D 11R 12	LM A	XC N 11 12	LM	VT D 11R 12	LM G	AW L	VT D 11R 12	XC C 11 12	LM E	LM J	LM	LM A	XC N 11 12	VT F 11R 12	LM G
London Euston (EUS)   d			1049			1024				1152							1239	
Watford Junction (WFJ) d			1107u			1044				1208u								
Milton Keynes Central (MKC) d			1139			1129				1231								
Northampton (NMP) d		1140				1159								1240				
Rugby (RUG) d		1203	1215			1222				1254				1303				
Coventry (COV) d		1215	1227		1230	1233				1306				1315		1330	1336	
Canley (CNL) d		1218				1236								1318				
Tile Hill (THL) d		1222				1240								1322				
Berkswell (BKW) d		1225				1243								1325				
Hampton-in-Arden (HIA) d		1230				1248								1330				
Birmingham International (BHI) a		1233	1236		1239	1251				1315				1333		1339	1345	
Birmingham International (BHI) d	1221	1234	1238		1241	1252			1308	1316			1321	1334		1341	1346	
Marston Green (MGN) d	1224					1255							1324					
Lea Hall (LEH) d	1228												1328					
Stechford (SCF) d	1231												1331					
Adderley Park (ADD) d	1234												1334					
Birmingham New Street (BHM)   a	1239	1244	1248		1251	1304			1320	1326			1339	1344		1351	1356	
Birmingham New Street (BHM)   d			1307	1256	1301		1307	1311	1322		1330	1334			1356	1401	1407	1411
Smethwick Rolfe Street (SMR) d								1317										1417
Smethwick Galton Bridge (SGB)  d				1303				1320				1341			1403			1420
Sandwell & Dudley (SAD) d							1317	1323	1330								1417	1423
Dudley Port (DDP) d								1327										1427
Tipton (TIP) d								1329										1429
Coseley (CSY) d								1332										1432
Tame Bridge Parkway (TAB) d																		
Wolverhampton (WVH)   a				1314	1317		1329	1337	1341		1347	1353			1414	1417	1429	1437

















Operator Days of operation/Notes 1st Class/Reservations/Bus Catering facilities	LM	AW H 12	VT D 11R 12	XC P 11 12	LM E	LM J	LM	VT D 11R 12	LM A	XC N 11 12	VT D 11R 12	LM G	LM	AW L 12	VT D 11R 12	XC Q 11 12	LM E	LM J
London Euston (EUS)   d	1124		1309				1222	1315			1339		1256		1409			
Watford Junction (WFJ) d	1144						1237	1330u										
Milton Keynes Central (MKC) d	1226						1306	1352					1338					
Northampton (NMP) d	1309						1340						1409					
Rugby (RUG) d	1331						1404	1415					1432					
Coventry (COV) d	1343		1406				1415	1427		1430	1436		1442		1506			
Canley (CNL) d	1346						1418						1445					
Tile Hill (THL) d	1350						1422						1449					
Berkswell (BKW) d	1353						1425						1453					
Hampton-in-Arden (HIA) d	1358						1430						1457					
Birmingham International (BHI) a	1401		1415				1433	1436		1439	1445		1501		1515			
Birmingham International (BHI) d	1402	1407	1416			1421	1434	1438		1441	1446		1501	1506	1516			1521
Marston Green (MGN) d	1405					1424							1505					1524
Lea Hall (LEH) d						1428												1528
Stechford (SCF) d						1431												1531
Adderley Park (ADD) d						1434												1534
Birmingham New Street (BHM)   a	1413	1419	1427			1439	1445	1448		1451	1456		1513	1518	1527			1539
Birmingham New Street (BHM)   d		1421		1430	1434				1456	1501	1507	1511		1522		1530	1534	
Smethwick Rolfe Street (SMR) d												1517						
Smethwick Galton Bridge (SGB)  d					1441				1503			1520					1541	
Sandwell & Dudley (SAD) d		1429									1517	1523		1530				
Dudley Port (DDP) d												1527						
Tipton (TIP) d												1529						
Coseley (CSY) d												1532						
Tame Bridge Parkway (TAB) d																		
Wolverhampton (WVH)   a		1441		1446	1453				1514	1517	1529	1537		1541		1546	1553	















NOTES (see introductory pages for explanation of train operator codes and standard symbols)

- a Arrival time
- d Departure time
- u Stops to pick up only
- A To Shrewsbury
- C To Manchester Piccadilly
- D To Glasgow Central
- E To Liverpool Lime Street
- F To Edinburgh
- G From Walsall
- H To Aberystwyth/Pwllheli
- J To Rugeley Trent Valley
- L To Chester
- N From Bournemouth to Manchester Piccadilly
- P From Paignton to Manchester Piccadilly
- Q From Plymouth to Manchester Piccadilly

Rugby to Coventry, Birmingham and Wolverhampton

Sundays

Operator Days of operation/Notes 1st Class/Reservations/Bus Catering facilities	LM	VT	LM	XC	VT	LM	LM	AW	XC	VT	XC	LM	LM	LM	VT	LM	XC	VT
			A	N	F	G		H	R		Q	E	J			A	N	D
																		
London Euston (EUS) 	d	1322	1415			1439		1356			1509				1422	1515		1539
Watford Junction (WFJ)	d	1337	1430u												1437	1530u		
Milton Keynes Central (MKC)	d	1406	1452					1438							1506	1552		
Northampton (NMP)	d	1440						1509							1540			
Rugby (RUG)	d	1503	1515					1532							1603	1615		
Coventry (COV)	d	1515	1527		1530	1536		1542		1600	1606				1615	1627		1638
Canley (CNL)	d	1518						1545							1618			
Tile Hill (THL)	d	1522						1549							1622			
Berkswell (BKW)	d	1525						1553							1625			
Hampton-in-Arden (HIA)	d	1530						1557							1630			
Birmingham International (BHI)	a	1533	1536		1539	1545		1600		1609	1615				1633	1636		1649
Birmingham International (BHI)	d	1534	1538		1541	1547		1601	1607	1610	1616			1621	1634	1638		1650
Marston Green (MGN)	d							1605						1624				
Lea Hall (LEH)	d													1628				
Stechford (SCF)	d													1631				
Adderley Park (ADD)	d													1634				
Birmingham New Street (BHM) 	a	1545	1548		1551	1557		1613	1619	1620	1627			1639	1645	1648		1703
Birmingham New Street (BHM) 	d			1556	1601	1607	1611		1622			1630	1634				1656	1707
Smethwick Rolfe Street (SMR)	d						1617											
Smethwick Galton Bridge (SGB) 	d			1603			1620					1641					1703	
Sandwell & Dudley (SAD)	d					1617	1623		1630									1717
Dudley Port (DDP)	d						1627											
Tipton (TIP)	d						1629											
Coseley (CSY)	d						1632											
Tame Bridge Parkway (TAB)	d																	
Wolverhampton (WVH) 	a			1614	1617	1629	1637		1641			1646	1653				1714	1729

Operator Days of operation/Notes 1st Class/Reservations/Bus Catering facilities	LM	LM	AW	XC	VT	XC	LM	LM	LM	VT	LM	XC	VT	LM	LM	AW	VT	LM
	G		S	T	F	U	E	J			A	N	F	G		V		E
																		
London Euston (EUS) 	d		1456			1609				1522	1615			1639		1556		1709
Watford Junction (WFJ)	d									1537	1630u							
Milton Keynes Central (MKC)	d		1538							1606	1652					1638		
Northampton (NMP)	d		1609							1640						1709		
Rugby (RUG)	d		1632							1703	1715					1732		
Coventry (COV)	d		1642		1700	1706				1715	1727		1730	1736		1742		1806
Canley (CNL)	d		1645							1718						1745		
Tile Hill (THL)	d		1649							1722						1749		
Berkswell (BKW)	d		1653							1725						1753		
Hampton-in-Arden (HIA)	d		1657							1730						1757		
Birmingham International (BHI)	a		1701		1709	1715				1733	1736		1739	1745		1801		1815
Birmingham International (BHI)	d		1701	1706	1710	1716			1721	1734	1738		1741	1746		1801	1806	1816
Marston Green (MGN)	d		1705						1724							1805		
Lea Hall (LEH)	d								1728									
Stechford (SCF)	d								1731									
Adderley Park (ADD)	d								1734									
Birmingham New Street (BHM) 	a		1713	1718	1720	1727			1739	1744	1748		1751	1756		1813	1818	1827
Birmingham New Street (BHM) 	d	1711		1722			1730	1734				1756	1801	1807	1811		1822	1834
Smethwick Rolfe Street (SMR)	d	1717													1817			
Smethwick Galton Bridge (SGB) 	d	1720					1741					1803			1820			1841
Sandwell & Dudley (SAD)	d	1723		1730										1817	1823		1830	
Dudley Port (DDP)	d	1727													1827			
Tipton (TIP)	d	1729													1829			
Coseley (CSY)	d	1732													1832			
Tame Bridge Parkway (TAB)	d																	
Wolverhampton (WVH) 	a	1737		1741			1746	1753				1814	1817	1829	1837		1841	1853






NOTES (see introductory pages for explanation of train operator codes and standard symbols)






- a Arrival time
d Departure time
u Stops to pick up only
A To Shrewsbury
D To Glasgow Central
E To Liverpool Lime Street
F To Edinburgh
G From Walsall
H To Aberystwyth/Pwllheli
J To Rugeley Trent Valley
N From Bournemouth to Manchester Piccadilly
Q From Plymouth to Manchester Piccadilly
R From Reading to Newcastle
S To Holyhead
T From Reading to York
U From Bristol Temple Meads to Manchester Piccadilly

V To Aberystwyth

Rugby to Coventry, Birmingham and Wolverhampton

Sundays

Operator Days of operation/Notes 1st Class/Reservations/Bus Catering facilities	LM J	LM	VT 1R X	LM A	XC N 1◇ A	VT B 1R X	LM G	LM	XC R 1◇ A	AW L	VT 1R X	LM E	LM J	LM	VT 1R X	XC N 1◇ A	LM A	VT W 1R X
London Euston (EUS)  d		1622	1715			1739		1656			1809			1722	1815			1839
Watford Junction (WFJ) d		1637	1730u											1737	1830u			
Milton Keynes Central (MKC) d		1706	1752					1738						1806	1852			
Northampton (NMP) d		1740						1809						1840				
Rugby (RUG) d		1803	1815					1832						1903	1915			
Coventry (COV) d		1815	1827		1830	1836		1842	1858		1906			1915	1927	1930		1936
Canley (CNL) d		1818						1845						1918				
Tile Hill (THL) d		1822						1849						1922				
Berkswell (BKW) d		1825						1853						1925				
Hampton-in-Arden (HIA) d		1830						1857						1930				
Birmingham International (BHI) a		1833	1836		1839	1845		1901	1907		1915			1933	1936	1939		1945
Birmingham International (BHI) d	1821	1834	1838		1841	1847		1901	1908	1911	1915		1921	1934	1938	1941		1946
Marston Green (MGN) d	1824							1905					1924					
Lea Hall (LEH) d	1828												1928					
Stechford (SCF) d	1831												1931					
Adderley Park (ADD) d	1834												1934					
Birmingham New Street (BHM)  a	1840	1845	1848		1851	1857		1914	1918	1922	1927		1939	1945	1948	1951		1956
Birmingham New Street (BHM)  d				1856	1901	1907	1911			1924		1934				2001	2004	2007
Smethwick Rolfe Street (SMR) d							1917											
Smethwick Galton Bridge (SGB)  d				1903			1920					1941					2011	
Sandwell & Dudley (SAD) d						1917	1923			1932								2017
Dudley Port (DDP) d							1927											
Tipton (TIP) d							1929											
Coseley (CSY) d							1932											
Tame Bridge Parkway (TAB) d																		
Wolverhampton (WVH)  a				1914	1917	1929	1937			1943		1953				2017	2022	2029

Operator Days of operation/Notes 1st Class/Reservations/Bus Catering facilities	LM G	LM	AW V	LM E	VT 1R X	LM J	LM	VT 1R X	LM A	XC N 1◇ A	VT W 1R X	LM G	LM	AW L	LM E	VT 1R X	LM J	LM
London Euston (EUS)  d		1756			1909		1822	1915			1939		1856			2009		1922
Watford Junction (WFJ) d							1837	1930u										1937
Milton Keynes Central (MKC) d		1838					1906	1952					1938					2006
Northampton (NMP) d		1909					1940						2009					2040
Rugby (RUG) d		1932					2003	2015					2032					2103
Coventry (COV) d		1942		2006			2015	2027		2030	2039		2043			2106		2114
Canley (CNL) d		1945					2018						2046					2117
Tile Hill (THL) d		1949					2022						2050					2121
Berkswell (BKW) d		1953					2025						2053					2124
Hampton-in-Arden (HIA) d		1957					2030						2058					2129
Birmingham International (BHI) a		2001		2015			2033	2036		2039	2048		2101			2115		2132
Birmingham International (BHI) d		2001	2010		2016	2021	2034	2038		2041	2049		2101	2108		2116	2121	2133
Marston Green (MGN) d		2005				2024							2105				2124	
Lea Hall (LEH) d						2028											2128	
Stechford (SCF) d						2031											2131	
Adderley Park (ADD) d						2034											2134	
Birmingham New Street (BHM)  a		2013	2022		2027	2039	2044	2048		2051	2102		2113	2119		2127	2139	2142
Birmingham New Street (BHM)  d	2011		2024	2034	2037			2051	2056	2101	2107	2111		2122	2134	2137		
Smethwick Rolfe Street (SMR) d	2017											2117						
Smethwick Galton Bridge (SGB)  d	2020			2041					2103			2120			2141			
Sandwell & Dudley (SAD) d	2023		2032		2046						2117	2123		2130		2147		
Dudley Port (DDP) d	2027											2127						
Tipton (TIP) d	2029											2129						
Coseley (CSY) d	2032											2132						
Tame Bridge Parkway (TAB) d																		
Wolverhampton (WVH)  a	2037		2043	2053	2058			2109	2114	2118	2129	2137		2140	2153	2159		

NOTES (see introductory pages for explanation of train operator codes and standard symbols)

- a Arrival time
 d Departure time
 u Stops to pick up only
 A To Shrewsbury
 B To Preston
 E To Liverpool Lime Street
 G From Walsall
 J To Rugeley Trent Valley
 L To Chester
 N From Bournemouth to Manchester Piccadilly
 R From Reading to Newcastle
 V To Aberystwyth
 W To Crewe

Rugby to Coventry, Birmingham and Wolverhampton

Sundays

Operator Days of operation/Notes 1st Class/Reservations/Bus Catering facilities	VT 1R X	XC N 1◇	LM	LM A	LM G	VT 1R X	AW A	LM	VT 1R X	XC X 1◇	AW L	LM	LM G	AW A	LM	LM	VT 1R X	LM
London Euston (EUS)	15 d	2015	1956			2036		2020	2056						2107		2153	
Watford Junction (WFJ)	d	2030u						2035	2113u						2123		2212u	
Milton Keynes Central (MKC)	d	2052	2038			2114		2106	2145						2208		2247	
Northampton (NMP)	d		2059					2131				2159			2239			2312
Rugby (RUG)	d	2115	2121			2138		2153				2221			2301		2324	2334
Coventry (COV)	d	2127	2130	2135		2149		2205	2216	2223		2235			2312		2335	2345
Canley (CNL)	d		2138					2208				2238						2348
Tile Hill (THL)	d		2142					2212				2242						2352
Berkswell (BKW)	d		2145					2215				2245						2355
Hampton-in-Arden (HIA)	d		2150					2220				2250						2359
Birmingham International (BHI)	a	2136	2139	2153		2158		2223	2227	2232		2253			2321		2344	0003
Birmingham International (BHI)	d	2138	2141	2153		2159	2211	2223	2228	2233	2241	2253		2307	2321		2345	0003
Marston Green (MGN)	d		2157					2227				2257			2325			0007
Lea Hall (LEH)	d														2328			
Stechford (SCF)	d														2331			
Adderley Park (ADD)	d														2335			
Birmingham New Street (BHM)	12 a	2147	2151	2205		2209	2222	2234	2239	2243	2253	2305		2320	2340		2355	0015
Birmingham New Street (BHM)	12 d		2201		2207	2211	2217	2224		2242		2255		2311	2325		2343	2359
Smethwick Rolfe Street (SMR)	d					2217								2317			2349	
Smethwick Galton Bridge (SGB)	7 d				2214	2220								2320			2352	
Sandwell & Dudley (SAD)	d					2223	2228	2232		2251		2304		2323	2334		2355	
Dudley Port (DDP)	d					2227								2327			2359	
Tipton (TIP)	d					2229								2329			0001	
Coseley (CSY)	d					2232								2332			0004	
Tame Bridge Parkway (TAB)	d																	
Wolverhampton (WVH)	7 a		2217		2227	2237	2240	2244		2301		2316		2337	2346		0009	0016








Operator 1st Class/Reservations/Bus Catering facilities	VT 1R X	LM	VT 1R X
London Euston (EUS)	15 d	2225	2203
Watford Junction (WFJ)	d	2243u	2222
Milton Keynes Central (MKC)	d	2316	2307
Northampton (NMP)	d		2335
Rugby (RUG)	d	2352	2357
Coventry (COV)	d	0003	0007a
Canley (CNL)	d		
Tile Hill (THL)	d		
Berkswell (BKW)	d		
Hampton-in-Arden (HIA)	d		
Birmingham International (BHI)	a	0012	0111s
Birmingham International (BHI)	d	0013	
Marston Green (MGN)	d		
Lea Hall (LEH)	d		
Stechford (SCF)	d		
Adderley Park (ADD)	d		
Birmingham New Street (BHM)	12 a	0023	0123s
Birmingham New Street (BHM)	12 d	0026	
Smethwick Rolfe Street (SMR)	d		
Smethwick Galton Bridge (SGB)	7 d		
Sandwell & Dudley (SAD)	d		
Dudley Port (DDP)	d		
Tipton (TIP)	d		
Coseley (CSY)	d		
Tame Bridge Parkway (TAB)	d		
Wolverhampton (WVH)	7 a	0043	0143






NOTES (see introductory pages for explanation of train operator codes and standard symbols)

- a Arrival time
- d Departure time
- s Stops to set down only
- u Stops to pick up only
- A To Shrewsbury
- G From Walsall
- L To Chester
- N From Bournemouth to Manchester Piccadilly
- X From Bournemouth

Wolverhampton to Birmingham, Coventry and Rugby

Mondays to Fridays

Operator Days of operation/Notes 1st Class/Reservations/Bus Catering facilities	LM	VT	LM	LM	VT	LM	XC B	VT	LM	LM	AW C	LM D	VT	LM	AW C	VT	LM D	LM
Wolverhampton (WVH)  d		0457			0527	0530		0542			0556	0600	0603			0615	0618	
Tame Bridge Parkway (TAB) d																		
Coseley (CSY) d						0535											0623	
Tipton (TIP) d						0538											0626	
Dudley Port (DDP) d						0541											0629	
Sandwell & Dudley (SAD) d						0544		0553			0605		0614			0626	0633	
Smethwick Galton Bridge (SGB)  d						0547						0612					0636	
Smethwick Rolfe Street (SMR) d						0549											0638	
Birmingham New Street (BHM)  a		0524			0544	0556		0603			0616	0620	0625			0639	0646	
Birmingham New Street (BHM)  d		0530	0535	0538	0550		0602	0605	0613	0616	0639		0628	0636	0639	0647		0650
Adderley Park (ADD) d										0620								0655
Stechford (SCF) d				0545						0624								0659
Lea Hall (LEH) d				0548						0627								0702
Marston Green (MGN) d				0551						0631								0705
Birmingham International (BHI) a		0539	0544	0555	0559		0611	0615	0624	0634			0637	0645	0651	0656		0709
Birmingham International (BHI) d		0541	0545		0600		0613	0616	0625				0639	0646		0658		
Hampton-in-Arden (HIA) d			0548						0628					0650				
Berkswell (BKW) d			0553						0633					0654				
Tile Hill (THL) d			0557						0637					0658				
Canley (CNL) d			0600						0640					0701				
Coventry (COV) d	0539	0552	0604		0612		0623a	0628	0644				0650	0705		0710		
Rugby (RUG) a	0551	0602	0615						0654				0700	0715				
Northampton (NMP) a	0613		0637						0719					0739				
Milton Keynes Central (MKC) a	0631	0623	0655		0639			0656	0745					0804				
Watford Junction (WFJ) a	0654	0647s											0741s					
London Euston (EUS)  a	0710	0703	0738		0718			0731	0821				0757	0848		0808		

Operator Days of operation/Notes 1st Class/Reservations/Bus Catering facilities	LM E	XC F	LM G	LM	VT	LM D	VT	LM H	LM	AW C	LM G	VT J	LM D	LM K	LM H	VT E	LM G	XC L
Wolverhampton (WVH)  d	0635	0639	0642		0645	0648				0711	0659	0715	0718	0728		0736	0739	
Tame Bridge Parkway (TAB) d											0718							
Coseley (CSY) d						0653							0723	0734				
Tipton (TIP) d						0656							0726					
Dudley Port (DDP) d						0659							0729					
Sandwell & Dudley (SAD) d					0656	0703			0720			0726	0733					
Smethwick Galton Bridge (SGB)  d	0645		0653			0706							0736				0751	
Smethwick Rolfe Street (SMR) d						0708							0738					
Birmingham New Street (BHM)  a	0652	0657	0700		0708	0715				0732	0733	0737	0745	0748		0757	0800	
Birmingham New Street (BHM)  d		0703		0706	0717		0721	0724	0736	0739		0747			0750		0803	
Adderley Park (ADD) d															0754			
Stechford (SCF) d								0731							0758			
Lea Hall (LEH) d								0734							0801			
Marston Green (MGN) d								0738							0805			
Birmingham International (BHI) a		0712		0715	0726		0731	0741	0745	0752		0756			0808			0812
Birmingham International (BHI) d		0713		0716	0728		0733		0746			0758						0813
Hampton-in-Arden (HIA) d				0720					0750									
Berkswell (BKW) d				0724					0754									
Tile Hill (THL) d				0728					0758									
Canley (CNL) d				0731					0801									
Coventry (COV) d		0723a		0735	0740		0745		0805			0810						0823a
Rugby (RUG) a				0745			0755		0815									
Northampton (NMP) a				0807					0839									
Milton Keynes Central (MKC) a				0834			0816		0904									
Watford Junction (WFJ) a									0934									
London Euston (EUS)  a				0917	0838		0852		0950			0906						

NOTES (see introductory pages for explanation of train operator codes and standard symbols)

- a Arrival time
- d Departure time
- s Stops to set down only
- A To Rugeley Trent Valley
- B To Bournemouth
- C From Chester
- D To Walsall
- E From Crewe
- F From Manchester Piccadilly to Bournemouth
- G From Shrewsbury
- H From Rugeley Trent Valley
- J From Manchester Piccadilly
- K From Liverpool Lime Street
- L From Nottingham to Bournemouth

Wolverhampton to Birmingham, Coventry and Rugby

Mondays to Fridays

Operator Days of operation/Notes 1st Class/Reservations/Bus Catering facilities	LM	VT J 1R X	LM D	LM K	VT 1R X	LM H	LM G	LM	AW M	XC N 1◇	LM D	VT 1R X	LM K	LM H	XC F 1◇	LM G	LM	VT P 1R X
Wolverhampton (WVH) 7 d		0741	0748	0758			0755		0811	0815	0818		0828		0839	0842		0845
Tame Bridge Parkway (TAB) d							0810											
Coseley (CSY) d			0753								0823		0834					
Tipton (TIP) d			0756								0826							
Dudley Port (DDP) d			0759								0829							
Sandwell & Dudley (SAD) d		0754	0803						0820		0833							0856
Smethwick Galton Bridge (SGB) 7 d			0806	0810							0836					0853		
Smethwick Rolfe Street (SMR) d			0808								0838							
Birmingham New Street (BHM) 12 a		0804	0815	0820			0826		0832	0833	0845		0848		0856	0900		0906
Birmingham New Street (BHM) 12 d	0806	0817			0821	0824		0836	0839			0847		0850	0903		0906	0917
Adderley Park (ADD) d														0854				
Stechford (SCF) d						0831								0858				
Lea Hall (LEH) d						0834								0901				
Marston Green (MGN) d						0838								0905				
Birmingham International (BHI) a	0815	0826			0831	0841		0845	0851			0856		0908	0912		0915	0926
Birmingham International (BHI) d	0816	0828			0833			0846				0858			0913		0916	0928
Hampton-in-Arden (HIA) d	0820							0850									0920	
Berkswell (BKW) d	0824							0854									0924	
Tile Hill (THL) d	0828							0858									0928	
Canley (CNL) d	0831							0901									0931	
Coventry (COV) d	0835	0840			0845			0905				0910			0923a		0935	0940
Rugby (RUG) a	0845				0855			0915									0945	
Northampton (NMP) a	0907							0938									1007	
Milton Keynes Central (MKC) a	0934				0916			1004									1034	
Watford Junction (WFJ) a					0938s			1033										
London Euston (EUS) 15 a	1017	0941			0954			1050				1006					1117	1038

Operator Days of operation/Notes 1st Class/Reservations/Bus Catering facilities	LM D	LM K	VT 1R X	LM H	LM G	LM	AW Q	XC R 1◇	LM D	VT 1R X	LM K	LM H	XC F 1◇	LM G	LM	VT S 1R X	LM D	LM K
Wolverhampton (WVH) 7 d	0848	0858			0855		0911	0915	0918		0928		0939	0942		0945	0948	0959
Tame Bridge Parkway (TAB) d					0910													
Coseley (CSY) d	0853								0923		0934						0953	
Tipton (TIP) d	0856								0926								0956	
Dudley Port (DDP) d	0859								0929								0959	
Sandwell & Dudley (SAD) d	0903					0920			0933							0956	1003	
Smethwick Galton Bridge (SGB) 7 d	0906	0910							0936					0953			1006	1010
Smethwick Rolfe Street (SMR) d	0908								0938								1008	
Birmingham New Street (BHM) 12 a	0915	0920			0926		0930	0933	0945		0948		0956	1000		1006	1015	1020
Birmingham New Street (BHM) 12 d			0921	0924		0936	0939			0947		0950	1003		1006	1017		
Adderley Park (ADD) d												0954						
Stechford (SCF) d				0931								0958						
Lea Hall (LEH) d				0934								1001						
Marston Green (MGN) d				0938								1005						
Birmingham International (BHI) a		0932	0941		0945	0952			0956		0958	1008	1012		1015	1026		
Birmingham International (BHI) d		0933			0946								1013		1016	1028		
Hampton-in-Arden (HIA) d					0950										1020			
Berkswell (BKW) d					0954										1024			
Tile Hill (THL) d					0958										1028			
Canley (CNL) d					1001										1031			
Coventry (COV) d		0945			1005			1010				1023a		1035	1040			
Rugby (RUG) a		0955			1015									1045				
Northampton (NMP) a					1038										1107			
Milton Keynes Central (MKC) a			1016		1104										1134			
Watford Junction (WFJ) a			1039s		1133													
London Euston (EUS) 15 a			1054		1150				1106						1217	1138		

NOTES (see introductory pages for explanation of train operator codes and standard symbols)

- a Arrival time
- d Departure time
- s Stops to set down only
- D To Walsall
- F From Manchester Piccadilly to Bournemouth
- G From Shrewsbury
- H From Rugeley Trent Valley
- J From Manchester Piccadilly
- K From Liverpool Lime Street
- M From Aberystwyth/Crewe
- N From Manchester Piccadilly to Bristol Temple Meads
- P From Lancaster
- Q From Crewe/Chester
- R From Manchester Piccadilly to Paignton
- S From Glasgow Central

Wolverhampton to Birmingham, Coventry and Rugby

Mondays to Fridays

Operator Days of operation/Notes 1st Class/Reservations/Bus Catering facilities	VT 1R X	LM H	LM G	LM	AW T T	XC N 1◇	LM D	VT 1R X	LM K	LM H	XC F 1◇ T	LM G	LM	VT U 1R X	LM D	LM K	VT 1R X	LM H
Wolverhampton (WVH) 7 d			0955		1011	1015	1018		1028		1039	1042		1045	1048	1058		
Tame Bridge Parkway (TAB) d			1010															
Coseley (CSY) d							1023		1034							1053		
Tipton (TIP) d							1026									1056		
Dudley Port (DDP) d							1029									1059		
Sandwell & Dudley (SAD) d					1020		1033							1056		1103		
Smethwick Galton Bridge (SGB) 7 d							1036					1053				1106	1110	
Smethwick Rolfe Street (SMR) d							1038									1108		
Birmingham New Street (BHM) 12 a			1026		1032	1033	1045		1048		1056	1100		1107	1115	1120		
Birmingham New Street (BHM) 12 d	1021	1024		1036	1039			1047		1050	1103		1106	1117			1121	1124
Adderley Park (ADD) d										1054								
Stechford (SCF) d		1031								1058								1131
Lea Hall (LEH) d		1034								1101								1134
Marston Green (MGN) d		1038								1105								1138
Birmingham International (BHI) a	1031	1041		1045	1052			1056		1108	1112		1115	1127			1132	1141
Birmingham International (BHI) d	1033			1046				1058			1113		1116	1128			1133	
Hampton-in-Arden (HIA) d				1050									1120					
Berkswell (BKW) d				1054									1124					
Tile Hill (THL) d				1058									1128					
Canley (CNL) d				1101									1131					
Coventry (COV) d	1045			1105				1110			1123a		1135	1140			1145	
Rugby (RUG) a	1055			1115									1145				1155	
Northampton (NMP) a				1138									1208					
Milton Keynes Central (MKC) a	1116			1204									1234				1216	
Watford Junction (WFJ) a	1138s			1233													1238s	
London Euston (EUS) 15 a	1154			1250				1206					1317	1238			1254	

Operator Days of operation/Notes 1st Class/Reservations/Bus Catering facilities	LM G	LM	AW V T	XC N 1◇ T	LM D	VT 1R X	LM K	LM H	XC F 1◇ T	LM G	LM	VT S 1R X	LM D	LM K	VT 1R X	LM H	LM G	LM
Wolverhampton (WVH) 7 d	1055		1111	1115	1118		1128		1139	1142		1145	1148	1158			1155	
Tame Bridge Parkway (TAB) d	1110																1210	
Coseley (CSY) d					1123		1134						1153					
Tipton (TIP) d					1126								1156					
Dudley Port (DDP) d					1129								1159					
Sandwell & Dudley (SAD) d			1120		1133							1156	1203					
Smethwick Galton Bridge (SGB) 7 d					1136				1153				1206	1210				
Smethwick Rolfe Street (SMR) d					1138								1208					
Birmingham New Street (BHM) 12 a	1126		1132	1133	1145		1148		1156	1200		1206	1215	1220			1226	
Birmingham New Street (BHM) 12 d		1136	1139			1147		1150	1203		1206	1217			1221	1224		1236
Adderley Park (ADD) d								1154										
Stechford (SCF) d								1158								1231		
Lea Hall (LEH) d								1201								1234		
Marston Green (MGN) d								1205								1238		
Birmingham International (BHI) a		1145	1151			1156		1208	1212		1215	1226			1231	1241		1245
Birmingham International (BHI) d		1146				1158			1213		1216	1228			1233			1246
Hampton-in-Arden (HIA) d		1150									1220							1250
Berkswell (BKW) d		1154									1224							1254
Tile Hill (THL) d		1158									1228							1258
Canley (CNL) d		1201									1231							1301
Coventry (COV) d		1205				1210			1223a		1235	1240			1245			1305
Rugby (RUG) a		1215									1245				1255			1315
Northampton (NMP) a		1238									1308							1338
Milton Keynes Central (MKC) a		1304									1334				1316			1404
Watford Junction (WFJ) a		1333													1338s			1433
London Euston (EUS) 15 a		1350				1306					1417	1338			1354			1450

NOTES (see introductory pages for explanation of train operator codes and standard symbols)

- a Arrival time
- d Departure time
- s Stops to set down only
- D To Walsall
- F From Manchester Piccadilly to Bournemouth
- G From Shrewsbury
- H From Rugeley Trent Valley
- K From Liverpool Lime Street
- N From Manchester Piccadilly to Bristol Temple Meads
- S From Glasgow Central
- T From Aberystwyth
- U From Edinburgh
- V From Holyhead

Wolverhampton to Birmingham, Coventry and Rugby

Mondays to Fridays

Operator Days of operation/Notes 1st Class/Reservations/Bus Catering facilities	AW W	XC N 1 1/2 1 1/2	LM D	VT 1 1/2 1 1/2	LM K	LM H	XC F 1 1/2 1 1/2	LM G	LM	VT U 1 1/2 1 1/2	LM D	LM K	VT 1 1/2 1 1/2	LM H	LM G	LM	AW V	XC N 1 1/2 1 1/2
Wolverhampton (WVH)	1209	1215	1218		1228		1239	1242		1245	1248	1258			1255		1311	1315
Tame Bridge Parkway (TAB)	d														1310			
Coseley (CSY)	d		1223		1234						1253							
Tipton (TIP)	d		1226								1256							
Dudley Port (DDP)	d		1229								1259							
Sandwell & Dudley (SAD)	d	1219	1233							1256	1303						1320	
Smethwick Galton Bridge (SGB)	1 1/2 d		1236					1253			1306	1310						
Smethwick Rolfe Street (SMR)	d		1238								1308							
Birmingham New Street (BHM)	1 1/2 a	1232	1233	1245		1248	1256	1300		1306	1315	1320			1326		1331	1333
Birmingham New Street (BHM)	1 1/2 d	1239			1247		1250	1303		1306	1317			1321	1324		1336	1339
Adderley Park (ADD)	d					1254												
Stechford (SCF)	d					1258								1331				
Lea Hall (LEH)	d					1301								1334				
Marston Green (MGN)	d					1305								1338				
Birmingham International (BHI)	a	1252			1256		1308	1312		1315	1326			1331	1341		1345	1353
Birmingham International (BHI)	d				1258			1313		1316	1328			1333			1346	
Hampton-in-Arden (HIA)	d									1320							1350	
Berkswell (BKW)	d									1324							1354	
Tile Hill (THL)	d									1328							1358	
Canley (CNL)	d									1331							1401	
Coventry (COV)	d				1310		1323a			1335	1340			1345			1405	
Rugby (RUG)	a									1345				1355			1415	
Northampton (NMP)	a									1408							1437	
Milton Keynes Central (MKC)	a									1434				1416			1504	
Watford Junction (WFJ)	a													1438s			1533	
London Euston (EUS)	1 1/2 a				1406					1517	1438			1454			1550	

Operator Days of operation/Notes 1st Class/Reservations/Bus Catering facilities	LM D	VT 1 1/2 1 1/2	LM K	LM H	XC F 1 1/2 1 1/2	LM G	LM	VT S 1 1/2 1 1/2	LM D	LM K	VT 1 1/2 1 1/2	LM H	LM G	LM	AW G	XC N 1 1/2 1 1/2	LM D	VT 1 1/2 1 1/2
Wolverhampton (WVH)	1318		1328		1339	1342		1345	1348	1358			1355		1411	1415	1418	
Tame Bridge Parkway (TAB)	d												1410					
Coseley (CSY)	d	1323	1334						1353								1423	
Tipton (TIP)	d	1326							1356								1426	
Dudley Port (DDP)	d	1329							1359								1429	
Sandwell & Dudley (SAD)	d	1333						1356	1403						1420		1433	
Smethwick Galton Bridge (SGB)	1 1/2 d	1336				1353			1406	1410							1436	
Smethwick Rolfe Street (SMR)	d	1338							1408								1438	
Birmingham New Street (BHM)	1 1/2 a	1345		1348		1356	1400		1406	1415	1420		1426		1432	1433	1445	
Birmingham New Street (BHM)	1 1/2 d		1347		1350	1403		1406	1417			1421	1424		1436	1439		1447
Adderley Park (ADD)	d				1354													
Stechford (SCF)	d				1358							1431						
Lea Hall (LEH)	d				1401							1434						
Marston Green (MGN)	d				1405							1438						
Birmingham International (BHI)	a	1356		1408	1412		1415	1426			1431	1441		1445	1451		1456	
Birmingham International (BHI)	d		1358		1413		1416	1428			1433			1446			1458	
Hampton-in-Arden (HIA)	d						1420							1450				
Berkswell (BKW)	d						1424							1454				
Tile Hill (THL)	d						1428							1458				
Canley (CNL)	d						1431							1501				
Coventry (COV)	d		1410		1424a		1435	1440				1445		1505			1510	
Rugby (RUG)	a						1445					1455		1515				
Northampton (NMP)	a						1509							1539				
Milton Keynes Central (MKC)	a						1534					1516		1604				
Watford Junction (WFJ)	a											1538s		1633				
London Euston (EUS)	1 1/2 a		1506				1617	1540				1554		1650				1607

NOTES (see introductory pages for explanation of train operator codes and standard symbols)

- a Arrival time
- d Departure time
- s Stops to set down only
- D To Walsall
- F From Manchester Piccadilly to Bournemouth
- G From Shrewsbury
- H From Rugeley Trent Valley
- K From Liverpool Lime Street
- N From Manchester Piccadilly to Bristol Temple Meads
- S From Glasgow Central
- U From Edinburgh
- V From Holyhead
- W From Aberystwyth/Pwllheli

Wolverhampton to Birmingham, Coventry and Rugby

Mondays to Fridays

Operator Days of operation/Notes 1st Class/Reservations/Bus Catering facilities	LM K	LM H	XC F 1◇ ⚡	LM G	LM	VT U 1R ⊗	LM D	LM K	VT 1R ⊗	LM H	LM G	LM	AW V	XC R 1◇ ⚡	LM D	VT 1R ⊗	LM K	LM H
Wolverhampton (WVH) 7 d	1428		1439	1442		1445	1448	1459			1455		1511	1515	1518		1528	
Tame Bridge Parkway (TAB) d											1510							
Coseley (CSY) d	1434						1453								1523		1534	
Tipton (TIP) d							1456								1526			
Dudley Port (DDP) d							1459								1529			
Sandwell & Dudley (SAD) d						1456	1503						1520		1533			
Smethwick Galton Bridge (SGB) 7 d				1453			1506	1510							1536			
Smethwick Rolfe Street (SMR) d							1508								1538			
Birmingham New Street (BHM) 12 a	1448		1456	1500		1506	1515	1520			1526		1532	1533	1545		1548	
Birmingham New Street (BHM) 12 d		1450	1503		1506	1517			1521	1524		1536	1539			1547		1550
Adderley Park (ADD) d		1454																1554
Stechford (SCF) d		1458								1531								1558
Lea Hall (LEH) d		1501								1534								1601
Marston Green (MGN) d		1505								1538								1605
Birmingham International (BHI) a		1508	1512		1515	1526			1531	1541		1545	1553			1556		1608
Birmingham International (BHI) d			1513		1516	1528			1533			1546				1558		
Hampton-in-Arden (HIA) d					1520							1550						
Berkswell (BKW) d					1524							1554						
Tile Hill (THL) d					1528							1558						
Canley (CNL) d					1531							1601						
Coventry (COV) d			1523a		1535	1540			1545			1605				1610		
Rugby (RUG) a					1545				1555			1615						
Northampton (NMP) a					1608							1637						
Milton Keynes Central (MKC) a					1634				1616			1704						
Watford Junction (WFJ) a									1638s			1733						
London Euston (EUS) 15 a					1717	1639			1654			1750				1706		

Operator Days of operation/Notes 1st Class/Reservations/Bus Catering facilities	XC F 1◇ ⚡	LM G	LM	VT S 1R ⊗	LM D	LM K	VT 1R ⊗	LM H	LM G	LM	AW W	XC N 1◇ ⚡	LM D	VT 1R ⊗	LM K	LM H	XC F 1◇ ⚡	LM G
Wolverhampton (WVH) 7 d	1539	1542		1545	1548	1558			1555		1611	1615	1618		1628		1638	1642
Tame Bridge Parkway (TAB) d									1610									
Coseley (CSY) d					1553								1623		1634			
Tipton (TIP) d					1556								1626					
Dudley Port (DDP) d					1559								1629					
Sandwell & Dudley (SAD) d				1556	1603						1620		1633					
Smethwick Galton Bridge (SGB) 7 d		1553			1606	1610							1636					1653
Smethwick Rolfe Street (SMR) d					1608								1638					
Birmingham New Street (BHM) 12 a	1556	1600		1606	1615	1620			1626		1632	1633	1645		1648		1656	1700
Birmingham New Street (BHM) 12 d	1603		1606	1617			1621	1624		1636	1639			1647		1650	1703	
Adderley Park (ADD) d																1654		
Stechford (SCF) d								1631								1658		
Lea Hall (LEH) d								1634								1701		
Marston Green (MGN) d								1638								1705		
Birmingham International (BHI) a	1612		1615	1626			1631	1641		1645	1652		1656			1708	1712	
Birmingham International (BHI) d	1613		1616	1628			1633			1646			1658				1713	
Hampton-in-Arden (HIA) d			1620							1650								
Berkswell (BKW) d			1624							1654								
Tile Hill (THL) d			1628							1658								
Canley (CNL) d			1631							1701								
Coventry (COV) d	1623a		1635	1640			1645			1705			1710				1723a	
Rugby (RUG) a			1645				1655			1715								
Northampton (NMP) a			1708							1741								
Milton Keynes Central (MKC) a			1735				1716			1804								
Watford Junction (WFJ) a							1738s			1833								
London Euston (EUS) 15 a			1818	1738			1754			1850				1808				

NOTES (see introductory pages for explanation of train operator codes and standard symbols)

- a Arrival time
- d Departure time
- s Stops to set down only
- D To Walsall
- F From Manchester Piccadilly to Bournemouth
- G From Shrewsbury
- H From Rugeley Trent Valley
- K From Liverpool Lime Street
- N From Manchester Piccadilly to Bristol Temple Meads
- R From Manchester Piccadilly to Paignton
- S From Glasgow Central
- U From Edinburgh
- V From Holyhead
- W From Aberystwyth/Pwllheli

Wolverhampton to Birmingham, Coventry and Rugby

Mondays to Fridays

Operator Days of operation/Notes 1st Class/Reservations/Bus Catering facilities	LM	VT U 1R X	LM D	LM K	VT H 1R X	LM H	LM G	LM	AW V	XC N 1 ◇	LM D	VT H 1R X	LM H	LM K	XC F 1 ◇	LM G	LM	VT S 1R X
Wolverhampton (WVH) 7 d		1645	1648	1658			1655		1711	1715	1718			1727	1739	1742		1745
Tame Bridge Parkway (TAB) d							1710											
Coseley (CSY) d			1653								1723							
Tipton (TIP) d			1656								1726							
Dudley Port (DDP) d			1659								1729							
Sandwell & Dudley (SAD) d		1656	1703						1721		1733							1756
Smethwick Galton Bridge (SGB) 7 d			1706	1710							1736					1753		
Smethwick Rolfe Street (SMR) d			1708								1738							
Birmingham New Street (BHM) 12 a		1706	1715	1720			1726		1732	1733	1745			1752	1756	1800		1806
Birmingham New Street (BHM) 12 d	1706	1717			1721	1724		1736	1739			1747	1750		1803		1806	1817
Adderley Park (ADD) d													1754					
Stechford (SCF) d						1731							1758					
Lea Hall (LEH) d						1734							1801					
Marston Green (MGN) d						1738							1805					
Birmingham International (BHI) a	1715	1726			1731	1741		1745	1751			1756	1808		1812		1815	1826
Birmingham International (BHI) d	1716	1728			1733			1746				1758			1813		1816	1828
Hampton-in-Arden (HIA) d	1720							1750									1820	
Berkswell (BKW) d	1724							1754									1824	
Tile Hill (THL) d	1728							1758									1828	
Canley (CNL) d	1731							1801									1831	
Coventry (COV) d	1735	1740			1745			1805				1810			1823a		1835	1840
Rugby (RUG) a	1745				1755			1815									1845	
Northampton (NMP) a	1808							1837									1907	
Milton Keynes Central (MKC) a	1834				1816			1904									1934	
Watford Junction (WFJ) a					1838s			1933										
London Euston (EUS) 15 a	1917	1839			1856			1950				1906					2017	1938






Operator Days of operation/Notes 1st Class/Reservations/Bus Catering facilities	LM D	LM K	VT H 1R X	LM H	LM G	LM	AW W	XC N 1 ◇	LM D	VT H 1R X	LM K	LM H	XC F 1 ◇	LM G	LM	VT U 1R X	LM D	LM K
Wolverhampton (WVH) 7 d	1748	1758			1755		1811	1815	1818		1828		1839	1842		1845	1848	1858
Tame Bridge Parkway (TAB) d					1810													
Coseley (CSY) d	1753								1823		1834						1853	
Tipton (TIP) d	1756								1826								1856	
Dudley Port (DDP) d	1759								1829								1859	
Sandwell & Dudley (SAD) d	1803					1820			1833							1856	1903	
Smethwick Galton Bridge (SGB) 7 d	1806	1810							1836					1853			1906	1910
Smethwick Rolfe Street (SMR) d	1808								1838								1908	
Birmingham New Street (BHM) 12 a	1815	1820			1826		1832	1833	1845		1848		1856	1900		1907	1915	1920
Birmingham New Street (BHM) 12 d			1821	1824		1836	1839			1847		1850	1903		1906	1921		
Adderley Park (ADD) d												1854						
Stechford (SCF) d				1831								1858						
Lea Hall (LEH) d				1834								1901						
Marston Green (MGN) d				1838								1905						
Birmingham International (BHI) a		1831	1841			1845	1851			1856		1908	1912		1915	1931		
Birmingham International (BHI) d			1833			1846				1858			1913		1916	1933		
Hampton-in-Arden (HIA) d						1850									1920			
Berkswell (BKW) d						1854									1924			
Tile Hill (THL) d						1858									1928			
Canley (CNL) d						1901									1931			
Coventry (COV) d			1845			1905			1910			1923a			1935	1945		
Rugby (RUG) a			1855			1915									1945	1955		
Northampton (NMP) a						1938									2008			
Milton Keynes Central (MKC) a			1916			2004									2034	2015		
Watford Junction (WFJ) a			1938s			2033									2038s			
London Euston (EUS) 15 a			1954			2050				2006					2117	2054		






NOTES (see introductory pages for explanation of train operator codes and standard symbols)

- a Arrival time
 d Departure time
 s Stops to set down only
 D To Walsall
 F From Manchester Piccadilly to Bournemouth
 G From Shrewsbury
 H From Rugeley Trent Valley
 K From Liverpool Lime Street
 N From Manchester Piccadilly to Bristol Temple Meads
 S From Glasgow Central
 U From Edinburgh
 V From Holyhead
 W From Aberystwyth/Pwllheli

Wolverhampton to Birmingham, Coventry and Rugby

Mondays to Fridays

Operator Days of operation/Notes 1st Class/Reservations/Bus Catering facilities	LM H	LM G	LM	AW V	XC J 1◇	LM D	VT 1R 1X	LM K	LM H	XC F 1◇	LM G	LM	VT S 1R 1X	LM D	LM K	LM H	LM G	LM
Wolverhampton (WVH)  d		1855		1912	1915	1918		1928		1939	1942		1946	1948	1958		1955	
Tame Bridge Parkway (TAB) d		1910															2010	
Coseley (CSY) d						1923		1934						1953				
Tipton (TIP) d						1926								1956				
Dudley Port (DDP) d						1929								1959				
Sandwell & Dudley (SAD) d				1921		1933							1957	2003				
Smethwick Galton Bridge (SGB)  d						1936					1953			2006	2010			
Smethwick Rolfe Street (SMR) d						1938								2008				
Birmingham New Street (BHM)  a		1926		1932	1933	1945		1948		1956	2000		2006	2015	2020		2026	
Birmingham New Street (BHM)  d	1924		1936	1939			1947		1950	2003		2006	2021			2024		2036
Adderley Park (ADD) d									1954									
Stechford (SCF) d	1931								1958							2031		
Lea Hall (LEH) d	1934								2001							2034		
Marston Green (MGN) d	1938								2005							2038		
Birmingham International (BHI) a	1941		1945	1952			1956		2008	2012		2015	2030			2041		2045
Birmingham International (BHI) d			1946				1958			2013		2016	2033					2046
Hampton-in-Arden (HIA) d			1950									2020						2050
Berkswell (BKW) d			1954									2024						2054
Tile Hill (THL) d			1958									2028						2058
Canley (CNL) d			2001									2031						2101
Coventry (COV) d			2005				2010			2023a		2035	2045					2105
Rugby (RUG) a			2015									2045	2055					2116
Northampton (NMP) a			2038									2107						2140
Milton Keynes Central (MKC) a			2104									2132	2115					2157
Watford Junction (WFJ) a			2133										2137s					2229
London Euston (EUS)  a			2150				2106						2154					2253

Operator Days of operation/Notes 1st Class/Reservations/Bus Catering facilities	AW W	XC J 1◇	LM D	LM H	XC X 1◇	LM G	VT U 1R 1X	LM D	LM	LM K	LM H	LM G	XC J 1◇	LM	LM D	LM H	XC Y 1◇	LM G
Wolverhampton (WVH)  d	2011	2015	2018		2039	2042	2045	2048		2058		2055	2115		2118		2139	2142
Tame Bridge Parkway (TAB) d												2110						
Coseley (CSY) d			2023					2053							2123			
Tipton (TIP) d			2026					2056							2126			
Dudley Port (DDP) d			2029					2059							2129			
Sandwell & Dudley (SAD) d	2020		2033				2056	2103							2133			
Smethwick Galton Bridge (SGB)  d			2036			2053		2106		2110					2136			2153
Smethwick Rolfe Street (SMR) d			2038					2108							2138			
Birmingham New Street (BHM)  a	2032	2037	2045		2056	2100	2106	2115		2120		2126	2131		2145		2156	2200
Birmingham New Street (BHM)  d	2039			2050	2103		2111		2115		2124			2136		2147	2203	
Adderley Park (ADD) d				2054							2128				2151			
Stechford (SCF) d				2058							2132				2155			
Lea Hall (LEH) d				2101							2135				2158			
Marston Green (MGN) d				2105							2139				2202			
Birmingham International (BHI) a	2053			2108	2112		2120		2125		2142			2145		2205	2212	
Birmingham International (BHI) d					2113		2122		2126					2146			2213	
Hampton-in-Arden (HIA) d								2130						2150				
Berkswell (BKW) d								2134						2154				
Tile Hill (THL) d								2138						2158				
Canley (CNL) d								2141						2201				
Coventry (COV) d					2123a		2134		2145					2205			2224a	
Rugby (RUG) a								2155						2215				
Northampton (NMP) a									2218					2237				
Milton Keynes Central (MKC) a							2201							2307				
Watford Junction (WFJ) a							2224s							2347				
London Euston (EUS)  a							2247							0011				

NOTES (see introductory pages for explanation of train operator codes and standard symbols)

- a Arrival time
 d Departure time
 s Stops to set down only
 D To Walsall
 F From Manchester Piccadilly to Bournemouth
 G From Shrewsbury
 H From Rugeley Trent Valley
 J From Manchester Piccadilly
 K From Liverpool Lime Street
 S From Glasgow Central
 U From Edinburgh
 V From Holyhead
 W From Aberystwyth/Pwllheli
 X From Manchester Piccadilly to Southampton Central
 Y From Manchester Piccadilly to Reading

Wolverhampton to Birmingham, Coventry and Rugby

Mondays to Fridays

Operator Days of operation/Notes 1st Class/Reservations/Bus Catering facilities	LM	VT E 1R X	LM A	LM K	LM H	LM G	AW W	LM	LM FX	LM FO	VT V 1R X	XC J 1◇	VT FO U 1R X	VT FX U 1R X	LM	LM K	LM G	LM
Wolverhampton (WVH) 7 d		2145	2148	2158		2155	2212	2218			2234	2238	2245	2245	2248	2258	2251	
Tame Bridge Parkway (TAB) d						2210											2306	
Coseley (CSY) d			2153					2223							2253			
Tipton (TIP) d			2156					2226							2256			
Dudley Port (DDP) d			2159					2229							2259			
Sandwell & Dudley (SAD) d		2156	2203				2221	2233					2256	2256	2303			
Smethwick Galton Bridge (SGB) 7 d			2206	2210				2236							2306	2310		
Smethwick Rolfe Street (SMR) d			2208					2238							2308			
Birmingham New Street (BHM) 12 a		2206	2215	2220		2226	2235	2248			2251	2254	2307	2307	2315	2320	2321	
Birmingham New Street (BHM) 12 d	2206	2217			2224		2238		2250	2250			2311	2311				2321
Adderley Park (ADD) d					2228				2254	2254								2326
Stechford (SCF) d					2232				2258	2258								2330
Lea Hall (LEH) d					2235				2301	2301								2333
Marston Green (MGN) d					2239				2305	2305								2336
Birmingham International (BHI) a	2215	2226			2242		2252		2308	2308			2320	2320				2339
Birmingham International (BHI) d	2216	2228							2309	2309			2322	2322				2340
Hampton-in-Arden (HIA) d	2220								2312	2312								2343
Berkswell (BKW) d	2225								2317	2317								2348
Tile Hill (THL) d	2229								2321	2321								2352
Canley (CNL) d	2232								2324	2324								2355
Coventry (COV) d	2235	2240							2327	2327			2334	2334				2358a
Rugby (RUG) a	2245	2250							2337	2337			2343	2343				
Northampton (NMP) a	2309								2359	0002			0008s	0008s				
Milton Keynes Central (MKC) a	2345	2323											0026	0026				
Watford Junction (WFJ) a	0024	2352s											0054s	0055s				
London Euston (EUS) 15 a	0049	0018											0120	0117				

Operator Days of operation/Notes 1st Class/Reservations/Bus	AW V	XC J 1◇	LM	LM G	LM TSM
Wolverhampton (WVH) 7 d	2311	2316		2333	2348
Tame Bridge Parkway (TAB) d					
Coseley (CSY) d					2353
Tipton (TIP) d					2356
Dudley Port (DDP) d					2359
Sandwell & Dudley (SAD) d	2322				0003
Smethwick Galton Bridge (SGB) 7 d				2344	0006
Smethwick Rolfe Street (SMR) d					0008
Birmingham New Street (BHM) 12 a	2332	2337		2351	0015
Birmingham New Street (BHM) 12 d			2350		0041
Adderley Park (ADD) d			2354		
Stechford (SCF) d			2359		
Lea Hall (LEH) d			0003		0048
Marston Green (MGN) d			0006		0051
Birmingham International (BHI) a			0009		0054
Birmingham International (BHI) d			0010		0055
Hampton-in-Arden (HIA) d			0013		0058
Berkswell (BKW) d			0018		0103
Tile Hill (THL) d			0022		0106
Canley (CNL) d			0025		0110
Coventry (COV) d			0028a		0112a
Rugby (RUG) a					
Northampton (NMP) a					
Milton Keynes Central (MKC) a					
Watford Junction (WFJ) a					
London Euston (EUS) 15 a					

NOTES (see introductory pages for explanation of train operator codes and standard symbols)

- a Arrival time
 d Departure time
 s Stops to set down only
 A To Rugeley Trent Valley
 E From Crewe
 G From Shrewsbury
 H From Rugeley Trent Valley
 J From Manchester Piccadilly
 K From Liverpool Lime Street
 U From Edinburgh
 V From Holyhead
 W From Aberystwyth/Pwllheli
 FO Fridays only
 FX Not Fridays
 TSM Tuesday to Saturday mornings

Wolverhampton to Birmingham, Coventry and Rugby

Saturdays

Operator Days of operation/Notes 1st Class/Reservations/Bus Catering facilities	LM	LM	LM	VT	LM A	XC B 1◇ ⚡	VT	LM	LM C	LM	AW D	VT	LM	AW D	VT	LM C	LM	LM E
Wolverhampton (WVH) 7 d				0527	0530		0542		0556		0602	0605			0615	0618		0633
Tame Bridge Parkway (TAB) d																		
Coseley (CSY) d					0535												0623	
Tipton (TIP) d					0538												0626	
Dudley Port (DDP) d					0541												0629	
Sandwell & Dudley (SAD) d					0544		0553				0611	0616			0626	0633		
Smethwick Galton Bridge (SGB) 7 d					0547				0607							0636		0644
Smethwick Rolfe Street (SMR) d					0549											0638		
Birmingham New Street (BHM) 12 a				0544	0555		0604		0614		0622	0625		0638	0645		0653	
Birmingham New Street (BHM) 12 d		0535	0538	0550		0603	0606	0613		0616	0639	0628	0636	0639	0647		0650	
Adderley Park (ADD) d										0620							0655	
Stechford (SCF) d			0545							0624							0659	
Lea Hall (LEH) d			0548							0627							0702	
Marston Green (MGN) d			0551							0631							0705	
Birmingham International (BHI) a		0545	0555	0559		0612	0616	0623		0634		0637	0645	0651	0656		0709	
Birmingham International (BHI) d		0546		0600		0613	0617	0624				0639	0646		0658			
Hampton-in-Arden (HIA) d		0549						0627					0650					
Berkswell (BKW) d		0554						0632					0654					
Tile Hill (THL) d		0558						0636					0658					
Canley (CNL) d		0601						0639					0701					
Coventry (COV) d	0536	0605		0612		0623a	0629	0643				0650	0705		0710			
Rugby (RUG) a	0546	0615		0621				0653				0700	0715					
Northampton (NMP) a	0608	0638						0716					0740					
Milton Keynes Central (MKC) a	0631	0657		0642			0656	0734					0804					
Watford Junction (WFJ) a	0653						0718s					0740s	0833					
London Euston (EUS) 15 a	0709	0741		0718			0735	0817				0756	0849		0806			

Operator Days of operation/Notes 1st Class/Reservations/Bus Catering facilities	XC F 1◇ ⚡	LM	VT	LM C	LM G	VT	LM H	LM E	LM	AW D	VT J 1◇ ⚡	LM C	LM K	LM H	XC L 1◇ ⚡	LM	VT M 1◇ ⚡	LM C
Wolverhampton (WVH) 7 d	0640		0645	0648	0659			0655		0711	0715	0718	0728				0741	0748
Tame Bridge Parkway (TAB) d								0710										
Coseley (CSY) d				0653								0723	0734					0753
Tipton (TIP) d				0656								0726						0756
Dudley Port (DDP) d				0659								0729						0759
Sandwell & Dudley (SAD) d			0656	0703						0720	0726	0733					0752	0803
Smethwick Galton Bridge (SGB) 7 d				0706	0710							0736	0740					0806
Smethwick Rolfe Street (SMR) d				0708								0738						0808
Birmingham New Street (BHM) 12 a	0656		0708	0716	0719			0726		0731	0735	0745	0749				0804	0815
Birmingham New Street (BHM) 12 d	0703	0706	0717			0721	0724		0736	0739	0747			0750	0803	0806	0817	
Adderley Park (ADD) d														0754				
Stechford (SCF) d							0731							0758				
Lea Hall (LEH) d							0734							0801				
Marston Green (MGN) d							0738							0805				
Birmingham International (BHI) a	0712	0715	0726			0731	0741		0745	0752	0756			0808	0812	0815	0826	
Birmingham International (BHI) d	0713	0716	0728			0733			0746		0758				0813	0816	0828	
Hampton-in-Arden (HIA) d		0720							0750							0820		
Berkswell (BKW) d		0724							0754							0824		
Tile Hill (THL) d		0728							0758							0828		
Canley (CNL) d		0731							0801							0831		
Coventry (COV) d	0723a	0735	0740			0745			0805		0810				0823a	0835	0840	
Rugby (RUG) a		0745				0755			0815							0845		
Northampton (NMP) a		0809							0839							0909		
Milton Keynes Central (MKC) a		0834				0816			0904							0934		
Watford Junction (WFJ) a						0838s			0933									
London Euston (EUS) 15 a		0917	0838			0854			0949		0907					1017	0938	






NOTES (see introductory pages for explanation of train operator codes and standard symbols)

- a Arrival time
- d Departure time
- s Stops to set down only
- A To Rugeley Trent Valley
- B To Bournemouth
- C To Walsall
- D From Chester
- E From Shrewsbury
- F From Manchester Piccadilly to Bournemouth
- G From Crewe
- H From Rugeley Trent Valley
- J From Manchester Piccadilly
- K From Liverpool Lime Street
- L From Nottingham to Bournemouth
- M From Preston

Wolverhampton to Birmingham, Coventry and Rugby

Saturdays

Operator Days of operation/Notes 1st Class/Reservations/Bus Catering facilities	LM K	VT 1R X	LM H	LM E	LM	AW N	XC P 1◇	LM C	VT 1R X	LM H	XC F 1◇	LM	VT Q 1R X	LM C	LM K	VT 1R X	LM H	LM E
Wolverhampton (WVH) d	0759			0755		0811	0815	0818			0839		0845	0848	0858			0855
Tame Bridge Parkway (TAB) d				0810														0910
Coseley (CSY) d								0823						0853				
Tipton (TIP) d								0826						0856				
Dudley Port (DDP) d								0829						0859				
Sandwell & Dudley (SAD) d						0820		0833					0856	0903				
Smethwick Galton Bridge (SGB) d	0810							0836						0906	0910			
Smethwick Rolfe Street (SMR) d								0838						0908				
Birmingham New Street (BHM) a	0820			0826		0832	0833	0845			0856		0906	0915	0920			0926
Birmingham New Street (BHM) d		0821	0824		0836	0839			0847	0850	0903	0906	0917			0921	0924	
Adderley Park (ADD) d										0854								
Stechford (SCF) d			0831							0858							0931	
Lea Hall (LEH) d			0834							0901							0934	
Marston Green (MGN) d			0838							0905							0938	
Birmingham International (BHI) a		0831	0841		0845	0851			0856	0908	0912	0915	0926			0931	0941	
Birmingham International (BHI) d		0833			0846				0858		0913	0916	0928			0933		
Hampton-in-Arden (HIA) d					0850							0920						
Berkswell (BKW) d					0854							0924						
Tile Hill (THL) d					0858							0928						
Canley (CNL) d					0901							0931						
Coventry (COV) d		0845			0905				0910		0923a	0935	0940			0945		
Rugby (RUG) a		0855			0915							0945				0955		
Northampton (NMP) a					0939							1009						
Milton Keynes Central (MKC) a		0916			1004							1034				1016		
Watford Junction (WFJ) a		0938s			1033											1038s		
London Euston (EUS) a		0954			1049				1006			1117	1038			1054		






Operator Days of operation/Notes 1st Class/Reservations/Bus Catering facilities	LM	AW G ⚓	XC R ⚡ ⚓	LM C	VT 1R X	LM K	LM H	XC F ⚡ ⚓	LM E	LM	VT S 1R X	LM C	LM K	VT 1R X	LM H	LM E	LM	AW T ⚓
Wolverhampton (WVH)  d		0911	0915	0918		0928		0939	0942		0945	0948	0958			0955		1011
Tame Bridge Parkway (TAB) d																1010		
Coseley (CSY) d				0923		0934						0953						
Tipton (TIP) d				0926								0956						
Dudley Port (DDP) d				0929								0959						
Sandwell & Dudley (SAD) d		0920		0933							0956	1003						1020
Smethwick Galton Bridge (SGB)  d				0936					0953			1006	1010					
Smethwick Rolfe Street (SMR) d				0938								1008						
Birmingham New Street (BHM)  a		0931	0933	0945		0948		0956	1000		1006	1015	1020			1026		1032
Birmingham New Street (BHM)  d	0936	0939			0947		0950	1003		1006	1017			1021	1024		1036	1039
Adderley Park (ADD) d							0954											
Stechford (SCF) d							0958								1031			
Lea Hall (LEH) d							1001								1034			
Marston Green (MGN) d							1005								1038			
Birmingham International (BHI) a	0945	0952			0956		1008	1012		1015	1026			1031	1041		1045	1052
Birmingham International (BHI) d	0946				0958			1013		1016	1028			1033			1046	
Hampton-in-Arden (HIA) d	0950									1020							1050	
Berkswell (BKW) d	0954									1024							1054	
Tile Hill (THL) d	0958									1028							1058	
Canley (CNL) d	1001									1031							1101	
Coventry (COV) d	1005				1010			1023a		1035	1040			1045			1105	
Rugby (RUG) a	1015									1045				1055			1115	
Northampton (NMP) a	1039									1109							1139	
Milton Keynes Central (MKC) a	1104									1134				1116			1204	
Watford Junction (WFJ) a	1133													1138s			1233	
London Euston (EUS)  a	1149				1106					1217	1138			1154			1249	






NOTES (see introductory pages for explanation of train operator codes and standard symbols)

- a Arrival time
- d Departure time
- s Stops to set down only
- C To Walsall
- E From Shrewsbury
- F From Manchester Piccadilly to Bournemouth
- G From Crewe
- H From Rugeley Trent Valley
- K From Liverpool Lime Street
- N From Aberystwyth/Crewe
- P From Manchester Piccadilly to Bristol Temple Meads
- Q From Lancaster
- R From Manchester Piccadilly to Paignton
- S From Glasgow Central
- T From Aberystwyth

Wolverhampton to Birmingham, Coventry and Rugby

Saturdays

Operator Days of operation/Notes 1st Class/Reservations/Bus Catering facilities	XC P ◇	LM C	VT 1R X	LM K	LM H	XC F ◇ T	LM E	LM	VT U 1R X	LM C	LM K	VT 1R X	LM H	LM E	LM	AW V	XC P ◇ T	LM C
Wolverhampton (WVH)  d	1015	1018		1028		1039	1042		1045	1048	1058			1055		1111	1115	1118
Tame Bridge Parkway (TAB) d														1110				
Coseley (CSY) d		1023		1034						1053								1123
Tipton (TIP) d		1026								1056								1126
Dudley Port (DDP) d		1029								1059								1129
Sandwell & Dudley (SAD) d		1033							1056	1103						1120		1133
Smethwick Galton Bridge (SGB)  d		1036				1053				1106	1110							1136
Smethwick Rolfe Street (SMR) d		1038								1108								1138
Birmingham New Street (BHM)  a	1033	1045		1048		1056	1100		1106	1115	1120			1126		1131	1133	1145
Birmingham New Street (BHM)  d			1047		1050	1103		1106	1117			1121	1124		1136	1139		
Adderley Park (ADD) d					1054													
Stechford (SCF) d					1058								1131					
Lea Hall (LEH) d					1101								1134					
Marston Green (MGN) d					1105								1138					
Birmingham International (BHI) a			1056		1108	1112		1115	1126			1131	1141		1145	1151		
Birmingham International (BHI) d			1058			1113		1116	1128			1133			1146			
Hampton-in-Arden (HIA) d								1120							1150			
Berkswell (BKW) d								1124							1154			
Tile Hill (THL) d								1128							1158			
Canley (CNL) d								1131							1201			
Coventry (COV) d			1110			1123a		1135	1140				1145		1205			
Rugby (RUG) a								1145					1155		1215			
Northampton (NMP) a								1209							1239			
Milton Keynes Central (MKC) a								1234					1216		1304			
Watford Junction (WFJ) a													1238s		1333			
London Euston (EUS)  a			1206					1317	1238				1254		1349			

Operator Days of operation/Notes 1st Class/Reservations/Bus Catering facilities	VT 1R X	LM K	LM H	XC F ◇ T	LM E	LM	VT S 1R X	LM C	LM K	VT 1R X	LM H	LM E	LM	AW W	XC P ◇ T	LM C	VT 1R X	LM K
Wolverhampton (WVH)  d		1128		1139	1142		1145	1148	1158			1155		1211	1215	1218		1228
Tame Bridge Parkway (TAB) d												1210						
Coseley (CSY) d		1134						1153								1223		1234
Tipton (TIP) d								1156								1226		
Dudley Port (DDP) d								1159								1229		
Sandwell & Dudley (SAD) d							1156	1203					1221		1233			
Smethwick Galton Bridge (SGB)  d					1153			1206	1210						1236			
Smethwick Rolfe Street (SMR) d								1208							1238			
Birmingham New Street (BHM)  a		1148		1156	1200		1206	1215	1220			1226		1232	1233	1245		1248
Birmingham New Street (BHM)  d	1147		1150	1203		1206	1217			1221	1224		1236	1239			1247	
Adderley Park (ADD) d			1154															
Stechford (SCF) d			1158								1231							
Lea Hall (LEH) d			1201								1234							
Marston Green (MGN) d			1205								1238							
Birmingham International (BHI) a	1156		1208	1212		1215	1226		1231	1241			1245	1253			1256	
Birmingham International (BHI) d	1158			1213		1216	1228		1233				1246				1258	
Hampton-in-Arden (HIA) d						1220							1250					
Berkswell (BKW) d						1224							1254					
Tile Hill (THL) d						1228							1258					
Canley (CNL) d						1231							1301					
Coventry (COV) d	1210			1223a		1235	1240			1245			1305				1310	
Rugby (RUG) a						1245				1255			1315					
Northampton (NMP) a						1309							1338					
Milton Keynes Central (MKC) a						1334				1316			1404					
Watford Junction (WFJ) a										1338s			1433					
London Euston (EUS)  a	1306					1417	1338			1354			1449				1406	

NOTES (see introductory pages for explanation of train operator codes and standard symbols)

- a Arrival time
- d Departure time
- s Stops to set down only
- C To Walsall
- E From Shrewsbury
- F From Manchester Piccadilly to Bournemouth
- H From Rugeley Trent Valley
- K From Liverpool Lime Street
- P From Manchester Piccadilly to Bristol Temple Meads
- S From Glasgow Central
- U From Edinburgh
- V From Holyhead
- W From Aberystwyth/Pwllheli

Wolverhampton to Birmingham, Coventry and Rugby

Saturdays

Operator Days of operation/Notes 1st Class/Reservations/Bus Catering facilities	LM H	XC F 1◇ ⚡	LM E	LM	VT U 1R ⓧ	LM C	LM K	VT 1R ⓧ	LM H	LM E	LM	AW V ⚡	XC P 1◇ ⚡	LM C	VT 1R ⓧ	LM K	LM H	XC F 1◇ ⚡
Wolverhampton (WVH) 7 d		1239	1242		1245	1248	1258			1255		1312	1315	1318		1328		1338
Tame Bridge Parkway (TAB) d										1310								
Coseley (CSY) d						1253								1323		1334		
Tipton (TIP) d						1256								1326				
Dudley Port (DDP) d						1259								1329				
Sandwell & Dudley (SAD) d					1256	1303						1321		1333				
Smethwick Galton Bridge (SGB) 7 d			1253			1306	1310							1336				
Smethwick Rolfe Street (SMR) d						1308								1338				
Birmingham New Street (BHM) 12 a		1256	1300		1306	1315	1320			1326		1331	1333	1345		1348		1356
Birmingham New Street (BHM) 12 d	1250	1303		1306	1317			1321	1324		1336	1339			1347		1350	1403
Adderley Park (ADD) d	1254																1354	
Stechford (SCF) d	1258								1331								1358	
Lea Hall (LEH) d	1301								1334								1401	
Marston Green (MGN) d	1305								1338								1405	
Birmingham International (BHI) a	1308	1312		1315	1326			1331	1341		1345	1353			1356		1408	1412
Birmingham International (BHI) d		1313		1316	1328			1333			1346				1358			1413
Hampton-in-Arden (HIA) d				1320							1350							
Berkswell (BKW) d				1324							1354							
Tile Hill (THL) d				1328							1358							
Canley (CNL) d				1331							1401							
Coventry (COV) d		1323a		1335	1340			1345			1405				1410			1423a
Rugby (RUG) a				1345				1355			1415							
Northampton (NMP) a				1408							1439							
Milton Keynes Central (MKC) a				1434				1416			1504							
Watford Junction (WFJ) a								1438s			1533							
London Euston (EUS) 15 a				1517	1438			1454			1549				1506			

Operator Days of operation/Notes 1st Class/Reservations/Bus Catering facilities	LM E	LM	VT X 1R ⓧ	LM C	LM K	VT 1R ⓧ	LM H	LM E	LM	AW W ⚡	XC P 1◇ ⚡	LM C	VT 1R ⓧ	LM K	LM H	XC F 1◇ ⚡	LM E	LM
Wolverhampton (WVH) 7 d	1342		1345	1348	1358			1355		1411	1415	1418		1428		1439	1442	
Tame Bridge Parkway (TAB) d								1410										
Coseley (CSY) d				1353								1423		1434				
Tipton (TIP) d				1356								1426						
Dudley Port (DDP) d				1359								1429						
Sandwell & Dudley (SAD) d			1356	1403					1420			1433						
Smethwick Galton Bridge (SGB) 7 d	1353			1406	1410							1436					1453	
Smethwick Rolfe Street (SMR) d				1408								1438						
Birmingham New Street (BHM) 12 a	1400		1406	1415	1420			1426		1432	1433	1445		1448		1456	1500	
Birmingham New Street (BHM) 12 d		1406	1417			1421	1424		1436	1439			1447		1450	1503		1506
Adderley Park (ADD) d															1454			
Stechford (SCF) d							1431								1458			
Lea Hall (LEH) d							1434								1501			
Marston Green (MGN) d							1438								1505			
Birmingham International (BHI) a		1415	1426			1431	1441		1445	1453		1456			1508	1512		1515
Birmingham International (BHI) d		1416	1428			1433			1446			1458				1513		1516
Hampton-in-Arden (HIA) d		1420							1450									1520
Berkswell (BKW) d		1424							1454									1524
Tile Hill (THL) d		1428							1458									1528
Canley (CNL) d		1431							1501									1531
Coventry (COV) d		1435	1440			1445			1505			1510				1523a		1535
Rugby (RUG) a		1445				1455			1515									1545
Northampton (NMP) a		1508							1538									1608
Milton Keynes Central (MKC) a		1534				1516			1604									1634
Watford Junction (WFJ) a						1539s			1633									
London Euston (EUS) 15 a		1617	1538			1554			1649				1607					1716

NOTES (see introductory pages for explanation of train operator codes and standard symbols)

- a Arrival time
- d Departure time
- s Stops to set down only
- C To Walsall
- E From Shrewsbury
- F From Manchester Piccadilly to Bournemouth
- H From Rugeley Trent Valley
- K From Liverpool Lime Street
- P From Manchester Piccadilly to Bristol Temple Meads
- U From Edinburgh
- V From Holyhead
- W From Aberystwyth/Pwllheli
- X From Blackpool North

Wolverhampton to Birmingham, Coventry and Rugby

Saturdays

Operator Days of operation/Notes 1st Class/Reservations/Bus Catering facilities	VT U 1R X	LM C	LM K	VT H 1R X	LM H	LM E	LM	AW V	XC R 1◇ 2	LM C	VT H 1R X	LM K	LM H	XC F 1◇ 2	LM E	LM	VT S 1R X	LM C
Wolverhampton (WVH) 7 d	1445	1448	1458			1455		1512	1515	1518		1528		1539	1542		1545	1548
Tame Bridge Parkway (TAB) d						1510												
Coseley (CSY) d		1453								1523		1534						1553
Tipton (TIP) d		1456								1526								1556
Dudley Port (DDP) d		1459								1529								1559
Sandwell & Dudley (SAD) d	1456	1503						1521		1533							1556	1603
Smethwick Galton Bridge (SGB) 7 d		1506	1510							1536					1553			1606
Smethwick Rolfe Street (SMR) d		1508								1538								1608
Birmingham New Street (BHM) 12 a	1506	1515	1520			1526		1532	1533	1545		1548		1556	1600		1606	1615
Birmingham New Street (BHM) 12 d	1517			1521	1524		1536	1539			1547		1550	1603		1606	1617	
Adderley Park (ADD) d													1554					
Stechford (SCF) d					1531								1558					
Lea Hall (LEH) d					1534								1601					
Marston Green (MGN) d					1538								1605					
Birmingham International (BHI) a	1526			1531	1541		1545	1552			1556		1608	1612		1615	1626	
Birmingham International (BHI) d	1528			1533			1546				1558			1613		1616	1628	
Hampton-in-Arden (HIA) d							1550									1620		
Berkswell (BKW) d							1554									1624		
Tile Hill (THL) d							1558									1628		
Canley (CNL) d							1601									1631		
Coventry (COV) d	1540			1545			1605				1610			1623a		1635	1640	
Rugby (RUG) a				1555			1615									1645		
Northampton (NMP) a							1639									1708		
Milton Keynes Central (MKC) a				1616			1704									1734		
Watford Junction (WFJ) a				1638s			1733											
London Euston (EUS) 15 a	1638			1654			1749				1706					1817	1738	

Operator Days of operation/Notes 1st Class/Reservations/Bus Catering facilities	LM K	VT H 1R X	LM H	LM E	LM	AW W	XC P 1◇ 2	LM C	VT H 1R X	LM K	LM H	XC F 1◇ 2	LM E	LM	VT U 1R X	LM C	LM K	VT H 1R X
Wolverhampton (WVH) 7 d	1558			1555		1611	1615	1618		1628		1639	1642		1645	1648	1658	
Tame Bridge Parkway (TAB) d				1610														
Coseley (CSY) d								1623		1634						1653		
Tipton (TIP) d								1626								1656		
Dudley Port (DDP) d								1629								1659		
Sandwell & Dudley (SAD) d						1620		1633							1656	1703		
Smethwick Galton Bridge (SGB) 7 d	1610							1636				1653				1706	1710	
Smethwick Rolfe Street (SMR) d								1638								1708		
Birmingham New Street (BHM) 12 a	1620			1626		1632	1633	1645		1648		1656	1700		1706	1715	1720	
Birmingham New Street (BHM) 12 d		1621	1624		1636	1639			1647		1650	1703		1706	1717			1721
Adderley Park (ADD) d											1654							
Stechford (SCF) d			1631								1658							
Lea Hall (LEH) d			1634								1701							
Marston Green (MGN) d			1638								1705							
Birmingham International (BHI) a	1631	1641			1645	1652			1656		1708	1712		1715	1726			1731
Birmingham International (BHI) d		1633			1646				1658			1713		1716	1728			1733
Hampton-in-Arden (HIA) d					1650									1720				
Berkswell (BKW) d					1654									1724				
Tile Hill (THL) d					1658									1728				
Canley (CNL) d					1701									1731				
Coventry (COV) d		1645			1705				1710			1723a		1735	1740			1745
Rugby (RUG) a		1655			1715									1745				1755
Northampton (NMP) a					1739									1808				
Milton Keynes Central (MKC) a		1716			1804									1834				1816
Watford Junction (WFJ) a		1738s			1833													1839s
London Euston (EUS) 15 a	1754				1849				1806					1917	1838			1854

NOTES (see introductory pages for explanation of train operator codes and standard symbols)

- a Arrival time
- d Departure time
- s Stops to set down only
- C To Walsall
- E From Shrewsbury
- F From Manchester Piccadilly to Bournemouth
- H From Rugeley Trent Valley
- K From Liverpool Lime Street
- P From Manchester Piccadilly to Bristol Temple Meads
- R From Manchester Piccadilly to Paignton
- S From Glasgow Central
- U From Edinburgh
- V From Holyhead
- W From Aberystwyth/Pwllheli

Wolverhampton to Birmingham, Coventry and Rugby

Saturdays

Operator Days of operation/Notes 1st Class/Reservations/Bus Catering facilities	LM H	LM E	LM	AW V	XC P 1◇ ⚡	LM C	VT 1R ⓧ	LM K	LM H	XC F 1◇ ⚡	LM E	LM	VT X 1R ⓧ	LM C	LM K	VT 1R ⓧ	LM H	LM E
Wolverhampton (WVH) 7 d		1655		1711	1715	1718		1728		1739	1742		1745	1748	1758			1755
Tame Bridge Parkway (TAB) d		1710																1810
Coseley (CSY) d						1723		1734						1753				
Tipton (TIP) d						1726								1756				
Dudley Port (DDP) d						1729								1759				
Sandwell & Dudley (SAD) d				1720		1733							1756	1803				
Smethwick Galton Bridge (SGB) 7 d						1736					1753			1806	1810			
Smethwick Rolfe Street (SMR) d						1738								1808				
Birmingham New Street (BHM) 12 a		1726		1731	1733	1745		1748		1756	1800		1806	1815	1820			1826
Birmingham New Street (BHM) 12 d	1724		1736	1739			1747		1750	1803		1806	1817			1821	1824	
Adderley Park (ADD) d									1754									
Stechford (SCF) d	1731								1758									1831
Lea Hall (LEH) d	1734								1801									1834
Marston Green (MGN) d	1738								1805									1838
Birmingham International (BHI) a	1741		1745	1753			1756		1808	1812		1815	1826			1831	1841	
Birmingham International (BHI) d			1746				1758			1813		1816	1828			1833		
Hampton-in-Arden (HIA) d			1750									1820						
Berkswell (BKW) d			1754									1824						
Tile Hill (THL) d			1758									1828						
Canley (CNL) d			1801									1831						
Coventry (COV) d			1805				1810			1823a		1835	1840			1845		
Rugby (RUG) a			1815									1845				1855		
Northampton (NMP) a			1838									1910						
Milton Keynes Central (MKC) a			1904									1935				1916		
Watford Junction (WFJ) a			1933									2012				1938s		
London Euston (EUS) 15 a			1949				1906					2032	1936			1954		






Operator Days of operation/Notes 1st Class/Reservations/Bus Catering facilities	LM	AW E	XC P 1◇ ⚡	LM C	VT 1R ⓧ	LM K	LM H	XC F 1◇ ⚡	LM E	LM	VT U 1R ⓧ	LM C	LM K	LM H	LM E	LM	AW V	XC J 1◇ ⚡
Wolverhampton (WVH) 7 d		1811	1815	1818		1828		1839	1842		1845	1848	1858		1855		1912	1915
Tame Bridge Parkway (TAB) d															1910			
Coseley (CSY) d				1823		1834						1853						
Tipton (TIP) d				1826								1856						
Dudley Port (DDP) d				1829								1859						
Sandwell & Dudley (SAD) d		1820		1833							1856	1903					1921	
Smethwick Galton Bridge (SGB) 7 d				1836				1853				1906	1910					
Smethwick Rolfe Street (SMR) d				1838								1908						
Birmingham New Street (BHM) 12 a		1832	1833	1845		1848		1856	1900		1906	1915	1920		1926		1932	1933
Birmingham New Street (BHM) 12 d	1836	1839			1847		1850	1903		1906	1921			1924		1936	1939	
Adderley Park (ADD) d							1854											
Stechford (SCF) d							1858							1931				
Lea Hall (LEH) d							1901							1934				
Marston Green (MGN) d							1905							1938				
Birmingham International (BHI) a	1845	1853			1856		1908	1912		1915	1930			1941		1945	1953	
Birmingham International (BHI) d	1846				1858			1913		1916	1933					1946		
Hampton-in-Arden (HIA) d	1850									1920						1950		
Berkswell (BKW) d	1854									1924						1954		
Tile Hill (THL) d	1858									1928						1958		
Canley (CNL) d	1901									1931						2001		
Coventry (COV) d	1905				1910			1923a		1935	1945					2005		
Rugby (RUG) a	1915									1945	1954					2015		
Northampton (NMP) a	1938									2008						2039		
Milton Keynes Central (MKC) a	2002									2035	2017					2105		
Watford Junction (WFJ) a	2035									2111	2046s					2142		
London Euston (EUS) 15 a	2054				2006					2130	2108					2203		






NOTES (see introductory pages for explanation of train operator codes and standard symbols)

- a Arrival time
- d Departure time
- s Stops to set down only
- C To Walsall
- E From Shrewsbury
- F From Manchester Piccadilly to Bournemouth
- H From Rugeley Trent Valley
- J From Manchester Piccadilly
- K From Liverpool Lime Street
- P From Manchester Piccadilly to Bristol Temple Meads
- U From Edinburgh
- V From Holyhead
- X From Blackpool North

Wolverhampton to Birmingham, Coventry and Rugby

Saturdays

Operator Days of operation/Notes 1st Class/Reservations/Bus Catering facilities	LM C	LM K	LM H	XC F 11 ◇	LM E	LM	VT S 11 R X	LM C	LM K	LM H	LM E	LM	AW W	XC J 11 ◇	LM C	LM K	LM H	XC Y 11 ◇
Wolverhampton (WVH)  d	1918	1928		1939	1942		1945	1948	1958		1955		2011	2015	2018	2031		2039
Tame Bridge Parkway (TAB) d											2010							
Coseley (CSY) d	1923	1934						1953							2023	2036		
Tipton (TIP) d	1926							1956							2026			
Dudley Port (DDP) d	1929							1959							2029			
Sandwell & Dudley (SAD) d	1933						1956	2003					2020		2033			
Smethwick Galton Bridge (SGB)  d	1936				1953			2006	2010						2036			
Smethwick Rolfe Street (SMR) d	1938							2008							2038			
Birmingham New Street (BHM)  a	1945	1948		1956	2000		2006	2015	2020		2026		2032	2033	2045	2048		2056
Birmingham New Street (BHM)  d			1950	2003		2006	2021			2024		2036	2039				2050	2103
Adderley Park (ADD) d			1954														2054	
Stechford (SCF) d			1958							2031							2058	
Lea Hall (LEH) d			2001							2034							2101	
Marston Green (MGN) d			2005							2038							2105	
Birmingham International (BHI) a			2008	2012		2015	2030			2041		2045	2052				2108	2112
Birmingham International (BHI) d				2013		2016	2033					2046						2113
Hampton-in-Arden (HIA) d						2020						2050						
Berkswell (BKW) d						2024						2054						
Tile Hill (THL) d						2028						2058						
Canley (CNL) d						2031						2101						
Coventry (COV) d				2023a		2035	2045					2105						2123a
Rugby (RUG) a						2045	2054					2115						
Northampton (NMP) a						2108						2138						
Milton Keynes Central (MKC) a						2135	2117					2208						
Watford Junction (WFJ) a						2217	2152s					2243						
London Euston (EUS)  a						2241	2214					2304						

Operator Days of operation/Notes 1st Class/Reservations/Bus Catering facilities	LM E	LM	VT U 11 R X	LM C	LM K	LM H	LM E	LM	LM C	LM K	LM H	VT	XC J 11 ◇	LM E	LM	LM	LM K	AW T
Wolverhampton (WVH)  d	2042		2045	2048	2058		2055		2118	2128		2137	2141	2144		2148	2158	2211
Tame Bridge Parkway (TAB) d							2110											
Coseley (CSY) d				2053					2123	2134						2153		
Tipton (TIP) d				2056					2126							2156		
Dudley Port (DDP) d				2059					2129							2159		
Sandwell & Dudley (SAD) d			2056	2103					2133			2148				2203		2220
Smethwick Galton Bridge (SGB)  d	2053			2106	2110				2136				2157			2206	2210	
Smethwick Rolfe Street (SMR) d				2108					2138							2208		
Birmingham New Street (BHM)  a	2100		2106	2115	2120		2129		2145	2148		2157	2200	2206		2215	2220	2231
Birmingham New Street (BHM)  d		2106	2121			2124		2136			2150	2203			2206	2220		
Adderley Park (ADD) d											2154					2224		
Stechford (SCF) d						2131					2158					2228		
Lea Hall (LEH) d						2134					2201					2231		
Marston Green (MGN) d						2138					2205					2235		
Birmingham International (BHI) a		2115	2130			2141		2145			2208				2216	2238		
Birmingham International (BHI) d		2116	2133					2146				2214			2216			
Hampton-in-Arden (HIA) d		2120						2150							2220			
Berkswell (BKW) d		2124						2154							2224			
Tile Hill (THL) d		2128						2158							2228			
Canley (CNL) d		2131						2201							2232			
Coventry (COV) d		2135	2145					2205				2226			2235			
Rugby (RUG) a		2145	2154					2215				2236			2245			
Northampton (NMP) a		2207						2240							2308			
Milton Keynes Central (MKC) a		2225	2218					2306				2259			2341			
Watford Junction (WFJ) a		2310	2248s					2353				2335s			0015			
London Euston (EUS)  a		2333	2310					0015				0001			0034			

NOTES (see introductory pages for explanation of train operator codes and standard symbols)

- a Arrival time
- d Departure time
- s Stops to set down only
- C To Walsall
- E From Shrewsbury
- F From Manchester Piccadilly to Bournemouth
- H From Rugeley Trent Valley
- J From Manchester Piccadilly
- K From Liverpool Lime Street
- S From Glasgow Central
- T From Aberystwyth
- U From Edinburgh
- W From Aberystwyth/Pwllheli
- Y From Manchester Piccadilly to Southampton Central

Wolverhampton to Birmingham, Coventry and Rugby

Saturdays






Operator Days of operation/Notes 1st Class/Reservations/Bus Catering facilities	LM E	LM	VT S 1R X	LM	XC J 1◇	VT U 1R X	LM Z	LM	LM K	AW V	LM E	LM E	LM E
Wolverhampton (WVH) d	2155	2218	2227		2239	2244	2248		2258	2311	2304	2333	2338
Tame Bridge Parkway (TAB) d	2213										2319		
Coseley (CSY) d		2223					2253						
Tipton (TIP) d		2226					2256						
Dudley Port (DDP) d		2229					2259						
Sandwell & Dudley (SAD) d		2233	2238			2256	2303			2320			
Smethwick Galton Bridge (SGB) d		2236					2306		2310			2344	2349
Smethwick Rolfe Street (SMR) d		2238					2308						
Birmingham New Street (BHM) a	2233	2245	2248		2257	2305	2315		2320	2330	2335	2351	2357
Birmingham New Street (BHM) d				2251				2316	2322				
Adderley Park (ADD) d									2327				
Stechford (SCF) d									2331				
Lea Hall (LEH) d									2334				
Marston Green (MGN) d				2259					2337				
Birmingham International (BHI) a				2302				2325	2340				
Birmingham International (BHI) d				2303				2326	2341				
Hampton-in-Arden (HIA) d				2306				2329					
Berkswell (BKW) d				2311				2334					
Tile Hill (THL) d				2315				2338					
Canley (CNL) d				2318				2341					
Coventry (COV) d				2321				2344a	2350a				
Rugby (RUG) a				2331									
Northampton (NMP) a				2355									
Milton Keynes Central (MKC) a													
Watford Junction (WFJ) a													
London Euston (EUS) a													






NOTES (see introductory pages for explanation of train operator codes and standard symbols)

- a Arrival time
- d Departure time
- E From Shrewsbury
- J From Manchester Piccadilly
- K From Liverpool Lime Street
- S From Glasgow Central
- U From Edinburgh
- V From Holyhead
- Z To Hednesford

Wolverhampton to Birmingham, Coventry and Rugby

Sundays

Operator Days of operation/Notes 1st Class/Reservations/Bus Catering facilities	VT	LM	LM A	LM B	VT	XC C	LM	AW D	VT	LM	LM B	LM D	XC E	LM	AW D	VT	LM F	LM
Wolverhampton (WVH)  d	0801		0813	0818	0833			0848	0901		0918	0933	0940		0957	1001	1007	
Tame Bridge Parkway (TAB) d																		
Coseley (CSY) d			0818	0823							0923							
Tipton (TIP) d				0826							0926							
Dudley Port (DDP) d				0829							0929							
Sandwell & Dudley (SAD) d	0812		0825	0833	0844			0857	0912		0933				1006	1012		
Smethwick Galton Bridge (SGB)  d			0828	0836							0936	0944					1018	
Smethwick Rolfe Street (SMR) d				0838							0938							
Birmingham New Street (BHM)  a	0821		0835	0845	0853			0909	0921		0945	0951	0956		1017	1021	1025	
Birmingham New Street (BHM)  d	0826	0833			0856	0903	0907	0919	0930	0934			1003	1006	1022	1030		1034
Adderley Park (ADD) d							0911											
Stechford (SCF) d		0840					0915			0941				1013				
Lea Hall (LEH) d		0842					0918			0944				1016				
Marston Green (MGN) d		0846					0922			0947				1020				1042
Birmingham International (BHI) a	0835	0849			0906	0912	0925	0930	0939	0950			1012	1023	1034	1039		1045
Birmingham International (BHI) d	0837	0849			0908	0913	0925		0941	0951			1013	1023		1041		1046
Hampton-in-Arden (HIA) d		0853								0954								1049
Berkswell (BKW) d		0857					0931			0959								1054
Tile Hill (THL) d		0901					0935			1003				1032				1058
Canley (CNL) d		0904					0939			1006								1101
Coventry (COV) d	0849	0908			0919	0923a	0944		0953	1010			1023a	1037		1053		1108e
Rugby (RUG) a	0859	0918					0954		1002	1020				1047		1102		1120
Northampton (NMP) a		0942					1018			1041				1108				1145
Milton Keynes Central (MKC) a	0937				1003		1048		1038	1058				1130		1139		1202
Watford Junction (WFJ) a	1005s				1032s		1125		1110s	1138				1209		1207s		1235
London Euston (EUS)  a	1028				1056		1148		1134	1203				1228		1223		1251






Operator Days of operation/Notes 1st Class/Reservations/Bus Catering facilities	LM B	LM G	LM D	XC E	LM	VT H	LM	AW J	VT	LM B	LM G	LM D	XC E	VT K	LM	VT	LM H	VT
Wolverhampton (WVH)  d	1018		1033	1040		1101		1112	1115	1118		1133	1142	1136		1145	1157	
Tame Bridge Parkway (TAB) d																		
Coseley (CSY) d	1023									1123								
Tipton (TIP) d	1026									1126								
Dudley Port (DDP) d	1029									1129								
Sandwell & Dudley (SAD) d	1033					1112		1121	1126	1133						1156		
Smethwick Galton Bridge (SGB)  d	1036		1044							1136		1144					1210	
Smethwick Rolfe Street (SMR) d	1038									1138								
Birmingham New Street (BHM)  a	1045		1051	1056		1121		1132	1139	1146		1151	1158	1203		1206	1218	
Birmingham New Street (BHM)  d		1050		1103	1106	1126	1133	1139	1147		1150		1203		1206	1217		1221
Adderley Park (ADD) d		1054									1154							
Stechford (SCF) d		1058									1158							
Lea Hall (LEH) d		1101									1201							
Marston Green (MGN) d		1105					1141				1205							
Birmingham International (BHI) a		1108		1112	1115	1135	1145	1151	1156		1208		1212		1215	1226		1231
Birmingham International (BHI) d				1113	1116	1137	1146		1158				1213		1216	1228		1233
Hampton-in-Arden (HIA) d					1120		1150								1220			
Berkswell (BKW) d					1124		1154								1224			
Tile Hill (THL) d					1128		1158								1228			
Canley (CNL) d					1131		1201								1231			
Coventry (COV) d				1123a	1135	1149	1205		1210				1223a		1235	1240		1245
Rugby (RUG) a					1147	1158	1215								1245			1255
Northampton (NMP) a					1210		1237								1307			
Milton Keynes Central (MKC) a					1231	1221	1304								1331			1316
Watford Junction (WFJ) a							1334											1339s
London Euston (EUS)  a					1315	1257	1350		1309						1415	1339		1355






NOTES (see introductory pages for explanation of train operator codes and standard symbols)

- a Arrival time
 d Departure time
 s Stops to set down only
 e Arrives 4 minutes earlier
 A To Rugeley Trent Valley
 B To Walsall
 C To Bournemouth
 D From Shrewsbury
 E From Manchester Piccadilly to Bournemouth
 F From Crewe
 G From Rugeley Trent Valley
 H From Liverpool Lime Street
 J From Chester
 K From Preston

Wolverhampton to Birmingham, Coventry and Rugby

Sundays

Operator Days of operation/Notes 1st Class/Reservations/Bus Catering facilities	XC L 1◇	LM	AW M ⚓	VT 1R ⊠	LM B	LM G	LM D	XC E 1◇ ⚓	LM	VT K 1R ⊠	VT 1R ⊠	LM H	LM	AW J ⚓	LM B	VT 1R ⊠	LM G	LM D
Wolverhampton (WVH)  d			1212	1215	1218		1233	1239		1245	1253	1257		1312	1318			1333
Tame Bridge Parkway (TAB) d																		
Coseley (CSY) d					1223										1323			
Tipton (TIP) d					1226										1326			
Dudley Port (DDP) d					1229										1329			
Sandwell & Dudley (SAD) d			1221	1226	1233					1256				1321	1333			
Smethwick Galton Bridge (SGB)  d					1236		1244					1310			1336			1344
Smethwick Rolfe Street (SMR) d					1238										1338			
Birmingham New Street (BHM)  a			1232	1239	1245		1251	1256		1306	1310	1318		1332	1345			1351
Birmingham New Street (BHM)  d	1230	1233	1239	1247		1250		1303	1306	1317	1321		1333	1339		1347	1350	
Adderley Park (ADD) d						1254											1354	
Stechford (SCF) d						1258											1358	
Lea Hall (LEH) d						1301											1401	
Marston Green (MGN) d		1241				1305							1341				1405	
Birmingham International (BHI) a	1239	1244	1252	1256		1308		1312	1315	1326	1331		1344	1351		1356	1408	
Birmingham International (BHI) d	1241	1246		1258				1313	1316	1328	1333		1346			1358		
Hampton-in-Arden (HIA) d		1250							1320				1350					
Berkswell (BKW) d		1254							1324				1354					
Tile Hill (THL) d		1258							1328				1358					
Canley (CNL) d		1301							1331				1401					
Coventry (COV) d	1251a	1305		1310				1323a	1335	1340	1345		1405			1410		
Rugby (RUG) a		1315							1345		1355		1415					
Northampton (NMP) a		1338						1407					1438					
Milton Keynes Central (MKC) a		1404						1431			1416		1504					
Watford Junction (WFJ) a		1434									1439s		1534					
London Euston (EUS)  a		1450		1407				1515	1439	1455		1550				1507		

Operator Days of operation/Notes 1st Class/Reservations/Bus Catering facilities	XC E 1◇ ⚓	LM	VT 1R ⊠	VT N 1R ⊠	LM H	LM	AW P ⚓	XC Q 1◇ ⚓	LM B	VT 1R ⊠	LM G	LM D	XC E 1◇ ⚓	LM	VT R 1R ⊠	LM H	VT 1R ⊠	LM
Wolverhampton (WVH)  d	1339			1345	1357		1411	1415	1418			1433	1439		1445	1457		
Tame Bridge Parkway (TAB) d																		
Coseley (CSY) d									1423									
Tipton (TIP) d									1426									
Dudley Port (DDP) d									1429									
Sandwell & Dudley (SAD) d				1356		1420			1433						1456			
Smethwick Galton Bridge (SGB)  d					1410				1436			1444				1510		
Smethwick Rolfe Street (SMR) d									1438									
Birmingham New Street (BHM)  a	1356			1406	1418		1432	1433	1445			1451	1456		1506	1518		
Birmingham New Street (BHM)  d	1403	1406	1417	1421		1433	1439			1447	1450		1503	1506	1517		1521	1533
Adderley Park (ADD) d											1454							
Stechford (SCF) d											1458							
Lea Hall (LEH) d											1501							
Marston Green (MGN) d						1441					1505							1541
Birmingham International (BHI) a	1412	1415	1426	1431		1444	1452			1456	1508		1512	1515	1526		1531	1544
Birmingham International (BHI) d	1413	1416	1428	1433		1446				1458			1513	1516	1528		1533	1546
Hampton-in-Arden (HIA) d		1420				1449								1520				1550
Berkswell (BKW) d		1424				1454								1524				1554
Tile Hill (THL) d		1428				1458								1528				1558
Canley (CNL) d		1431				1501								1531				1601
Coventry (COV) d	1423a	1435	1440	1445		1505				1510			1523a	1535	1540		1545	1605
Rugby (RUG) a		1445		1455		1515								1545			1555	1615
Northampton (NMP) a		1507				1537								1607				1637
Milton Keynes Central (MKC) a		1531		1516		1604								1631			1616	1704
Watford Junction (WFJ) a				1538s		1634											1639s	1734
London Euston (EUS)  a		1615	1540	1554		1650				1608				1715	1639		1655	1750

NOTES (see introductory pages for explanation of train operator codes and standard symbols)

- a Arrival time
 d Departure time
 s Stops to set down only
 B To Walsall
 D From Shrewsbury
 E From Manchester Piccadilly to Bournemouth
 G From Rugeley Trent Valley
 H From Liverpool Lime Street
 J From Chester
 K From Preston
 L To Reading
 M From Aberystwyth
 N From Glasgow Central
 P From Aberystwyth/Pwllheli
 Q From Manchester Piccadilly to Bristol Temple Meads
 R From Edinburgh

Wolverhampton to Birmingham, Coventry and Rugby

Sundays

Operator Days of operation/Notes 1st Class/Reservations/Bus Catering facilities	AW J	XC Q 1 1/2 1/2	LM B	VT 1 1/2 1/2	LM G	LM D	XC E 1 1/2 1/2	LM	VT N 1 1/2 1/2	LM H	VT 1 1/2 1/2	LM	AW P	XC Q 1 1/2 1/2	LM B	VT 1 1/2 1/2	LM G	LM D
Wolverhampton (WVH) 7 d	1511	1515	1518			1533	1539		1545	1557			1611	1615	1618			1633
Tame Bridge Parkway (TAB) d																		
Coseley (CSY) d			1523												1623			
Tipton (TIP) d			1526												1626			
Dudley Port (DDP) d			1529												1629			
Sandwell & Dudley (SAD) d	1520		1533						1556				1620		1633			
Smethwick Galton Bridge (SGB) 7 d			1536			1544				1610					1636			1644
Smethwick Rolfe Street (SMR) d			1538												1638			
Birmingham New Street (BHM) 12 a	1532	1533	1545			1551	1556		1606	1618			1632	1633	1645			1651
Birmingham New Street (BHM) 12 d	1539			1547	1550		1603	1606	1617		1621	1633	1639			1647	1650	
Adderley Park (ADD) d					1554												1654	
Stechford (SCF) d					1558												1658	
Lea Hall (LEH) d					1601												1701	
Marston Green (MGN) d					1605							1641					1705	
Birmingham International (BHI) a	1551			1557	1608		1612	1615	1626		1631	1645	1653			1656	1708	
Birmingham International (BHI) d				1558			1613	1616	1628		1633	1646				1658		
Hampton-in-Arden (HIA) d								1620				1650						
Berkswell (BKW) d								1624				1654						
Tile Hill (THL) d								1628				1658						
Canley (CNL) d								1631				1701						
Coventry (COV) d			1610				1623a	1635	1640		1645	1705				1710		
Rugby (RUG) a								1645			1655	1715						
Northampton (NMP) a								1707				1737						
Milton Keynes Central (MKC) a								1731				1716	1804					
Watford Junction (WFJ) a												1739s	1834					
London Euston (EUS) 15 a				1707				1815	1739			1755	1850			1807		






Operator Days of operation/Notes 1st Class/Reservations/Bus Catering facilities	XC E 1 1/2 1/2	LM	VT R 1 1/2 1/2	LM H	VT 1 1/2 1/2	LM	AW J	XC Q 1 1/2 1/2	LM B	VT 1 1/2 1/2	LM G	LM D	XC E 1 1/2 1/2	LM	VT N 1 1/2 1/2	LM H	VT 1 1/2 1/2	LM
Wolverhampton (WVH) 7 d	1639		1645	1657			1711	1715	1718			1733	1739		1745	1757		
Tame Bridge Parkway (TAB) d																		
Coseley (CSY) d									1723									
Tipton (TIP) d									1726									
Dudley Port (DDP) d									1729									
Sandwell & Dudley (SAD) d			1656				1720		1733						1756			
Smethwick Galton Bridge (SGB) 7 d				1710					1736			1744				1810		
Smethwick Rolfe Street (SMR) d									1738									
Birmingham New Street (BHM) 12 a	1656		1706	1718			1731	1733	1745			1751	1756		1806	1818		
Birmingham New Street (BHM) 12 d	1703	1706	1717		1721	1733	1739			1747	1750		1803	1806	1817		1821	1833
Adderley Park (ADD) d											1754							
Stechford (SCF) d											1758							
Lea Hall (LEH) d											1801							
Marston Green (MGN) d						1741					1805							1841
Birmingham International (BHI) a	1712	1715	1726		1731	1744	1752			1757	1808		1812	1815	1826		1831	1845
Birmingham International (BHI) d	1713	1716	1728		1733	1746				1758			1813	1816	1828		1833	1846
Hampton-in-Arden (HIA) d			1720			1750								1820				1850
Berkswell (BKW) d			1724			1754								1824				1854
Tile Hill (THL) d			1728			1758								1828				1858
Canley (CNL) d			1731			1801								1831				1901
Coventry (COV) d	1723a	1735	1740		1745	1805				1810			1823a	1835	1840		1845	1905
Rugby (RUG) a		1745			1755	1815								1845			1855	1915
Northampton (NMP) a		1807				1837								1907				1937
Milton Keynes Central (MKC) a		1831			1816	1904								1931			1916	2004
Watford Junction (WFJ) a					1839s	1934											1939s	2034
London Euston (EUS) 15 a		1915	1839		1855	1950				1908				2015	1939		1955	2051






NOTES (see introductory pages for explanation of train operator codes and standard symbols)

- a Arrival time
 d Departure time
 s Stops to set down only
 B To Walsall
 D From Shrewsbury
 E From Manchester Piccadilly to Bournemouth
 G From Rugeley Trent Valley
 H From Liverpool Lime Street
 J From Chester
 N From Glasgow Central
 P From Aberystwyth/Pwllheli
 Q From Manchester Piccadilly to Bristol Temple Meads
 R From Edinburgh

Wolverhampton to Birmingham, Coventry and Rugby

Sundays

Operator Days of operation/Notes 1st Class/Reservations/Bus Catering facilities	AW P	XC Q 1 1/2 1 1/2	LM B	VT 1 1/2 1 1/2	LM G	LM D	XC E 1 1/2 1 1/2	LM	VT R 1 1/2 1 1/2	LM H	VT	LM	AW J	XC S 1 1/2 1 1/2	LM B	VT 1 1/2 1 1/2	LM G	LM D
Wolverhampton (WVH)  d	1811	1815	1818			1833	1839		1845	1857			1911	1915	1918			1933
Tame Bridge Parkway (TAB) d																		
Coseley (CSY) d			1823												1923			
Tipton (TIP) d			1826												1926			
Dudley Port (DDP) d			1829												1929			
Sandwell & Dudley (SAD) d	1820		1833						1856				1920		1933			
Smethwick Galton Bridge (SGB)  d			1836			1844				1910					1936			1944
Smethwick Rolfe Street (SMR) d			1838												1938			
Birmingham New Street (BHM)  a	1831	1832	1845			1851	1856		1906	1918			1932	1933	1945			1951
Birmingham New Street (BHM)  d	1839			1847	1850		1903	1906	1917		1922	1933	1939			1947	1950	
Adderley Park (ADD) d					1854												1954	
Stechford (SCF) d					1858												1958	
Lea Hall (LEH) d					1901												2001	
Marston Green (MGN) d					1905							1941					2005	
Birmingham International (BHI) a	1851			1856	1908		1912	1915	1926		1931	1944	1952			1956	2008	
Birmingham International (BHI) d				1858			1913	1916	1928		1933	1946				1958		
Hampton-in-Arden (HIA) d								1920				1950						
Berkswell (BKW) d								1924				1954						
Tile Hill (THL) d								1928				1958						
Canley (CNL) d								1931				2001						
Coventry (COV) d				1910			1923a	1935	1940		1945	2005				2010		
Rugby (RUG) a								1945			1955	2015						
Northampton (NMP) a								2008				2037						
Milton Keynes Central (MKC) a								2032				2016						
Watford Junction (WFJ) a												2040s						
London Euston (EUS)  a				2007				2124	2037			2057				2107		

Operator Days of operation/Notes 1st Class/Reservations/Bus Catering facilities	XC T 1 1/2 1 1/2	LM	VT N 1 1/2 1 1/2	LM H	LM	AW P	LM B	LM G	LM D	XC U 1 1/2 1 1/2	LM	VT R 1 1/2 1 1/2	LM H	LM	AW J	LM B	LM D	LM
Wolverhampton (WVH)  d	1939		1945	1957		2011	2018		2033	2039		2045	2057		2113	2118	2133	
Tame Bridge Parkway (TAB) d																		
Coseley (CSY) d							2023									2123		
Tipton (TIP) d							2026									2126		
Dudley Port (DDP) d							2029									2129		
Sandwell & Dudley (SAD) d			1956			2020	2033					2056			2122	2133		
Smethwick Galton Bridge (SGB)  d				2010			2036		2044				2110			2136	2144	
Smethwick Rolfe Street (SMR) d							2038									2138		
Birmingham New Street (BHM)  a	1956		2006	2018		2032	2045		2051	2056		2105	2118		2133	2145	2151	
Birmingham New Street (BHM)  d	2003	2006	2021		2033	2039		2048		2103	2106	2121		2136	2139			2210
Adderley Park (ADD) d								2052			2111							2214
Stechford (SCF) d								2056			2115							2218
Lea Hall (LEH) d								2059			2118							2221
Marston Green (MGN) d					2041			2103			2121			2144				2225
Birmingham International (BHI) a	2012	2015	2030		2045	2055		2106		2113	2124	2130		2147	2151			2228
Birmingham International (BHI) d	2013	2016	2033		2046					2113	2125	2133		2148				2228
Hampton-in-Arden (HIA) d		2019			2050									2151				2232
Berkswell (BKW) d		2024			2054									2156				2236
Tile Hill (THL) d		2028			2058						2133			2200				2240
Canley (CNL) d		2031			2101									2203				2243
Coventry (COV) d	2023a	2035	2045		2105					2124a	2138	2145		2208				2247
Rugby (RUG) a		2045	2054		2115						2148	2154		2219				2257
Northampton (NMP) a		2108			2137						2211			2241				2319
Milton Keynes Central (MKC) a		2142	2119								2235	2229						2343
Watford Junction (WFJ) a		2225	2149s								2317	2302s						0025
London Euston (EUS)  a		2246	2209								2338	2322						0046

NOTES (see introductory pages for explanation of train operator codes and standard symbols)

- a Arrival time
 d Departure time
 s Stops to set down only
 B To Walsall
 D From Shrewsbury
 E From Manchester Piccadilly to Bournemouth
 G From Rugeley Trent Valley
 H From Liverpool Lime Street
 J From Chester
 N From Glasgow Central
 P From Aberystwyth/Pwllheli
 Q From Manchester Piccadilly to Bristol Temple Meads
 R From Edinburgh
 S From Manchester Piccadilly
 T From Manchester Piccadilly to Southampton Central
 U From Manchester Piccadilly to Reading

Wolverhampton to Birmingham, Coventry and Rugby

Sundays

Operator Days of operation/Notes 1st Class/Reservations/Bus Catering facilities	AW V	LM H	VT 1R X	AW P	LM	LM B	XC S 1◇	VT N 1R X	VT R 1R X	LM D	LM	LM H	LM B	XC S 1◇
Wolverhampton (WVH) d	2153	2157	2205	2212		2218	2228	2232	2239	2245		2257	2303	2318
Tame Bridge Parkway (TAB) d														
Coseley (CSY) d						2223							2308	
Tipton (TIP) d						2226							2311	
Dudley Port (DDP) d						2229							2314	
Sandwell & Dudley (SAD) d	2202		2216	2221		2233		2243					2318	
Smethwick Galton Bridge (SGB) d		2210				2236				2256		2310	2321	
Smethwick Rolfe Street (SMR) d						2238							2323	
Birmingham New Street (BHM) a	2212	2218	2225	2232		2245	2249	2252	2257	2304		2318	2330	2334
Birmingham New Street (BHM) d	2218		2230	2234	2237			2256			2314			
Adderley Park (ADD) d					2241						2318			
Stechford (SCF) d					2247						2324			
Lea Hall (LEH) d					2249						2327			
Marston Green (MGN) d					2253						2330			
Birmingham International (BHI) a	2232		2239	2250	2256			2311			2333			
Birmingham International (BHI) d			2241		2256			2312			2334			
Hampton-in-Arden (HIA) d					2300						2337			
Berkswell (BKW) d					2304						2342			
Tile Hill (THL) d					2308						2347			
Canley (CNL) d					2311						2350			
Coventry (COV) d			2253		2315			2324			2353a			
Rugby (RUG) a			2302		2325			2334						
Northampton (NMP) a					2348			2356s						
Milton Keynes Central (MKC) a			2337					0015s						
Watford Junction (WFJ) a			0008s					0045s						
London Euston (EUS) a			0028					0104						

NOTES (see introductory pages for explanation of train operator codes and standard symbols)

- a Arrival time
- d Departure time
- s Stops to set down only
- B To Walsall
- D From Shrewsbury
- H From Liverpool Lime Street
- N From Glasgow Central
- P From Aberystwyth/Pwllheli
- R From Edinburgh
- S From Manchester Piccadilly
- V From Holyhead